

## 1. GENERAL INFORMATION ABOUT THE KVK

### 1.1. Name and address of KVK with phone, fax and e-mail

Name and address of KVK	Telephone		E-Mail
	Office	FAX	
KVK Gumla Krishi Vigyan Kendra GUmla Vikas Bharti Bishunpur PO-Bishunpur Dist- Gumka PIN-835231	6523297004		kvk.gumla@gmail.com

### 1.2. Name and address of host organization with phone, fax and e-mail

Name and address of Host Organization	Telephone		E-Mail
	Office	FAX	
Vikas Bharti Bishunpur Vikas Bharti Bishunpur Po-Bishunpur Dist- Bishunpur PIN-835231			vikasbharti1983@gmail.com

### 1.3. Total Land with KVK

Item	Area (Ha)
Under Buildings	0.12
Under Demonstration Units	0.13
Under Crops	9
Orchard/Agro-forestry	11

### 1.3. Bank Account Details

Sr. No.	KVK Name	Account Type	Account Name	Name of the bank	Location	Account Number
1	KVK Gumla	KVK	Krishi Vigyan Kendra	Bank of India	Bishunpur, Gumla, Jharkhand	492210100009600
2	KVK Gumla	REVOLVING FUND	Vikas Bharti Bishunpur	Bank of India	Bishunpur	492210100009591

## Employee Details

SI. No.	Sanctioned post	Name of the Incumbent	Date of Birth	Discipline	Pay Scale with Present Basic	Date of joining	Category (SC/ST/OBC/ General)
1	Senior Scientist & Head	Dr. Brijesh Pandey	1985-06-28	Horticulture	Level - 13A 131400	2025-09-01	General
2	Programme Assistant (Computer)	Sweta Vishwakarma	1983-09-15	Other	Level - 6 35400	2006-01-14	OBC
3	Assistant	Ratan Oraon	1980-11-01	Other	Level - 6 35400	2006-01-14	ST
4	Farm Manager	Rajiv Kumar Singh	1981-05-25	Other	Level - 6 35400	2006-01-14	General
5	SMS (Subject Matter Speaclist)	Dr. Neeraj Kumar Vaishya	1981-06-12	Soil Science	Level - 10 56100	2006-06-05	OBC
6	SMS (Subject Matter Speaclist)	Atal Bihari Tiwari	1980-07-20	Plant Protection	Level - 10 56100	2013-11-01	General
7	SMS (Subject Matter Speaclist)	Er Eno Rai	1982-06-10	Agricultural Engineering	Level - 10 56100	2013-11-01	General
8	SMS (Subject Matter Speaclist)	Dr Nisha Tiwari	1984-03-28	Home Science	Level - 10 56100	2009-04-24	General
9	SMS (Subject Matter Speaclist)	Dr. Binod Kumar	1980-09-21	Animal Science	Level - 10 56100	2016-10-18	OBC
10	Driver	Jeetendra Kumar Kherwar	1982-03-02	Other	Level - 3 19900	2013-11-01	ST
11	Supporting staff	Ajay Oraon	1986-03-20	Other	Level - 1 18000	2006-01-14	ST
12	Driver	Abhitendra Oraon	1985-12-12	Other	Level - 3 19900	2006-01-14	ST
13	Programme Assistant (Lab Technician)	Mritunjay Kumar Singh	1976-05-08	Agronomy	Level - 6 35400	2007-02-01	General
14	SMS (Subject Matter Speaclist)	Sunil Kumar	1972-02-08	Horticulture	Level - 10 56100	2006-06-03	OBC
15	Supporting staff	Ramesh Oraon	1966-06-28	Other	Level - 1 18000	2006-01-28	ST

### 1.6. Staff Transfer Details

SI. No.	Staff Name	Previous KVK	Current KVK
No records found.			

### 1.7. Infrastructure Development

SI. No.	KVK	Name of infrastructure	Not yet started	Completed upto plinth level	Completed up to lintel level	Completed up to roof level	Totally completed	Plinth area (m2)	Under use or not*	Source of funding
---------	-----	------------------------	-----------------	-----------------------------	------------------------------	----------------------------	-------------------	------------------	-------------------	-------------------

Sl. No.	KVK	Name of infrastructure	Not yet started	Completed upto plinth level	Completed up to lintel level	Completed up to roof level	Totally completed	Plinth area (m2)	Under use or not*	Source of funding
1	KVK Gumla	Admin Building	No	Yes	Yes	Yes	Yes	500	Yes	ICAR
2	KVK Gumla	Farmers Hostel	No	Yes	Yes	Yes	Yes	305	Yes	ICAR
3	KVK Gumla	Staff Quarters	No	Yes	Yes	Yes	Yes	400	Yes	ICAR
4	KVK Gumla	Threshing floor	No	Yes	Yes	No	Yes	929	Yes	ICAR
5	KVK Gumla	Fencing	No	Yes	Yes	Yes	Yes	2100	Yes	ICAR
6	KVK Gumla	Rain Water harvesting structure	No	Yes	Yes	Yes	Yes	3664	Yes	ICAR
7	KVK Gumla	Farm godown	No	Yes	Yes	Yes	Yes	58	Yes	ICAR
8	KVK Gumla	Others (IFS)	No	Yes	Yes	Yes	Yes	0	Yes	ICAR
9	KVK Gumla	Goatery unit	No	Yes	Yes	Yes	Yes	0	Yes	ICAR
10	KVK Gumla	Others (Mushroom Production unit)	No	Yes	Yes	Yes	Yes	0	Yes	ICAR
11	KVK Gumla	Others (Vermi Compost Production Unit)	No	Yes	Yes	Yes	Yes	0	Yes	ICAR
12	KVK Gumla	Soil test Lab	No	Yes	Yes	Yes	Yes	0	Yes	ICAR
13	KVK Gumla	Mushroom Lab	No	Yes	Yes	Yes	Yes	0	Yes	ICAR
14	KVK Gumla	Others (WBM Road)	No	Yes	Yes	Yes	Yes	0	Yes	ICAR
15	KVK Gumla	Others (Irrigation channel)	No	Yes	Yes	Yes	Yes	1100	Yes	ICAR

## 1.8. Vehicles

Sl. No.	KVK	Type of vehicle	Year of purchase	Cost (Rs.)	Total Run(km/hrs)	Present status
1	KVK Gumla	Bolero Slx (JH-01BF 1226)	2014	799969.00	278387	Good
2	KVK Gumla	Motor Cycle (JH-07F 6435)	2015	59790	7107	Good
3	KVK Gumla	Motor Cycle (JH-07F 9320)	2015	597902	7945	Good
4	KVK Gumla	Tractor (JH 08 F 2076)	2017	697199	312.4 hrs	Good

## 1.9. Vehicles Records

Sl. No.	Year	KVK	Vehicle	Registration No.	Year of purchase	Cost (Rs.)	Total Run(km/hrs)	Present status	Repairing Cost	Funding Source
1	2025	KVK Gumla	Tractor (JH 08 F 2076)	JH 08 F 2076	2017	697199	341	Good	18864	ICAR-ATARI Patna
2	2025	KVK Gumla	Bolero Slx (JH-01BF 1226)	JH-01BF 1226	2014	799969.00	25035	Good	70711	ICAR-ATARI Patna

## 1.10. Equipment & AV aids

Sl. No.	KVK	Name of equipment	Year of purchase	Cost (Rs.)	Present status	Source of fund
1	KVK Gumla	Gyser	2023	29400	Working	ICAR
2	KVK Gumla	Drone	2023	996000	Working	ICAR
3	KVK Gumla	Solar Panel 5 KVA	2023	328475	Working	ICAR
4	KVK Gumla	Printer (1005)	2023	23500	Working	ICAR
5	KVK Gumla	Portable Projector & Screen	2023	24100	Working	ICAR
6	KVK Gumla	Laptop	2021	60000	Working	ICAR
7	KVK Gumla	Projector	2021	299975	Working	ICAR
8	KVK Gumla	Projector K Yan	2017	124750	Working	ICAR
9	KVK Gumla	Kiosk machine	2017	113650	Working	ICAR
10	KVK Gumla	Sound System	2021	16500	Working	ICAR
11	KVK Gumla	LCD 32 inch	2020	19500	Working	ICAR
12	KVK Gumla	Xerox machine	2019	107598	Working	ICAR
13	KVK Gumla	Camera	2017	21700	Working	ICAR
14	KVK Gumla	CCTV Set	2017	40193	Working	ICAR
15	KVK Gumla	Computer set	2017	47450	Working	ICAR
16	KVK Gumla	Refridgerator 258 liter	2016	26970	Working	ICAR
17	KVK Gumla	AC 1.5-3 Pcs	2020	125400	Working	ICAR
18	KVK Gumla	LED 40"	2016	69000	Working	ICAR
19	KVK Gumla	Fax scanner combined	2011	16200	Working	ICAR
20	KVK Gumla	Podium	2013	44460	Working	ICAR
21	KVK Gumla	Genset 62.5 KV	2016	500000	Working	ICAR
22	KVK Gumla	Rice mill unit	2016	86725	Working	ICAR
23	KVK Gumla	Flour mill unit	2016	85790	Working	ICAR

Sl. No.	KVK	Name of equipment	Year of purchase	Cost (Rs.)	Present status	Source of fund
24	KVK Gumla	Candel unit	2016	11655	Working	ICAR
25	KVK Gumla	BOD incubator	2016	264600	Working	ICAR
26	KVK Gumla	Autoclaves	2016	264600	Working	ICAR
27	KVK Gumla	Digital Balance	2016	13818	Working	ICAR
28	KVK Gumla	Glass ware	2016	30870	Working	ICAR
29	KVK Gumla	AC 1.5 TR(4 no)	2016	199160	Working	ICAR
30	KVK Gumla	Projector (Small)	2024	19500	Working	ICAR
31	KVK Gumla	Projecter Stand	2021	4600	Working	ICAR
32	KVK Gumla	Fire extinguisher	2013	6498	Working	ICAR
33	KVK Gumla	Water cooler	2016	18500	Working	ICAR
34	KVK Gumla	Desktop computer (All in one)	2024	70000	Working	ICAR
35	KVK Gumla	Computer under FPO	2023	58300	Working	FPO Project
36	KVK Gumla	Computer (HP all in one) under FPO	2025	61440	Working	FPO Project
37	KVK Gumla	HP Laserject Printer under FPO	2025	12711	Working	FPO Project
38	KVK Gumla	Computer (HP All in one)under NBHM	2024	72500	Working	NBHM Project
39	KVK Gumla	Laser Printer (Brother) under NBHM	2025	23500	Working	NBHM Project
40	KVK Gumla	Compouer under NICRA	2011	22700	Working	NICRA Project
41	KVK Gumla	Printer under NICRA	2012	6900	Working	NICRA Project
42	KVK Gumla	Computer under ARYA	2017	34850	Working	ARYA Project
43	KVK Gumla	Printer under ARYA	2017	10800	Working	ARYA Project

### 1.11. Equipment Records

Sl. No.	Year	KVK	Equipment Name	Year of purchase	Cost (Rs.)	Source of fund	Present status
1	2025	KVK Gumla	Gyser	2023	29400	0	Working
2	2025	KVK Gumla	Drone	2023	996000	0	Working
3	2025	KVK Gumla	Solar Panel 5 KVA	2023	328475	0	Working
4	2025	KVK Gumla	Printer (1005)	2023	23500	0	Working
5	2025	KVK Gumla	Gyser	2023	29400	0	Working
6	2025	KVK Gumla	Drone	2023	996000	0	Working
7	2025	KVK Gumla	Printer (1005)	2023	23500	0	Working
8	2025	KVK Gumla	Portable Projector & Screen	2023	24100	0	Working
9	2025	KVK Gumla	Laptop	2021	60000	0	Working
10	2025	KVK Gumla	Projector	2021	299975	0	Working
11	2025	KVK Gumla	Projector K Yan	2017	124750	0	Not Working
12	2025	KVK Gumla	Kiosk machine	2017	113650	0	Working
13	2025	KVK Gumla	Sound System	2021	16500	0	Working
14	2025	KVK Gumla	LCD 32 inch	2020	19500	0	Working
15	2025	KVK Gumla	Xerox machine	2019	107598	0	Working
16	2025	KVK Gumla	Camera	2017	21700	0	Working
17	2025	KVK Gumla	CCTV Set	2017	40193	0	Working
18	2025	KVK Gumla	Computer set	2017	47450	0	Working
19	2025	KVK Gumla	Refridgerator 258 liter	2016	26970	0	Working
20	2025	KVK Gumla	AC 1.5-3 Pcs	2020	125400	0	Working
21	2025	KVK Gumla	LED 40"	2016	69000	0	Working
22	2025	KVK Gumla	Fax scanner combined	2011	16200	0	Working
23	2025	KVK Gumla	Podium	2013	44460	0	Working
24	2025	KVK Gumla	Genset 62.5 KV	2016	500000	0	Working
25	2025	KVK Gumla	Rice mill unit	2016	86725	0	Working
26	2025	KVK Gumla	Flour mill unit	2016	85790	0	Working
27	2025	KVK Gumla	Candel unit	2016	11655	0	Working
28	2025	KVK Gumla	BOD incubator	2016	264600	0	Working
29	2025	KVK Gumla	Autoclaves	2016	264600	0	Working
30	2025	KVK Gumla	Digital Balance	2016	13818	0	Working
31	2025	KVK Gumla	Glass ware	2016	30870	0	Working
32	2025	KVK Gumla	AC 1.5 TR(4 no)	2016	199160	0	Working
33	2025	KVK Gumla	Projector (Small)	2024	19500	0	Working
34	2025	KVK Gumla	Projecter Stand	2021	4600	0	Working
35	2025	KVK Gumla	Fire extinguisher	2013	6498	0	Working
36	2025	KVK Gumla	Water cooler	2016	18500	0	Working
37	2025	KVK Gumla	Desktop computer (All in one)	2024	70000	0	Working
38	2025	KVK Gumla	Printer under ARYA	2017	10800	0	Working
39	2025	KVK Gumla	Computer under ARYA	2017	34850	0	Working
40	2025	KVK Gumla	Printer under NICRA	2012	6900	0	Working
41	2025	KVK Gumla	Compouer under NICRA	2011	22700	0	Working

Sl. No.	Year	KVK	Equipment Name	Year of purchase	Cost (Rs.)	Source of fund	Present status
42	2025	KVK Gumla	Laser Printer (Brother) under NBHM	2025	23500	0	Working
43	2025	KVK Gumla	Computer (HP All in one)under NBHM	2024	72500	0	Working
44	2025	KVK Gumla	HP Laserject Printer under FPO	2025	12711	0	Working
45	2025	KVK Gumla	Computer (HP all in one) under FPO	2025	61440	0	Working
46	2025	KVK Gumla	Computer under FPO	2023	58300	0	Working

## 1.12. Farm implements

Sl. No.	KVK	Name of equipment	Year of purchase	Cost (Rs.)	Present status	Source of fund
1	KVK Gumla	Generator 7.5Kva, 3 Alternator	2007	557763.00	Working	ICAR
2	KVK Gumla	Kirloskar Pump Set 10Hp With Hwed Pump	2007	35000	Working	ICAR
3	KVK Gumla	Wheat Thresher	2011	80015	Working	ICAR
4	KVK Gumla	Power Chain Saw	2011	36500	Working	ICAR
5	KVK Gumla	Paddy Thresher	2012	105000	Working	ICAR
6	KVK Gumla	Self Propelled Reaper (Regal 4 Hp) 06 No	2014	0	Working	District soil conservation dept.
7	KVK Gumla	Eicher 241 Tractor (Without Cultivator) - 01	2014	0	Working	District soil conservation dept.
8	KVK Gumla	Multicrop Thresher	2015	0	Working	District Admn
9	KVK Gumla	Lac Processing Machine	2018	0	Working	ICAR-ARYA Project
10	KVK Gumla	PVC water tank (500 lir)	2014	0	Working	Vikas Bharti Bishunpur
11	KVK Gumla	PC dripline 200 m	2014	0	Working	District soil conservation dept
12	KVK Gumla	Screen filler 1 "	2014	0	Working	Disreict Soil consevation dept
13	KVK Gumla	Disk Harrow new	2010	27000	Working	ICAR
14	KVK Gumla	Cultivator new	2010	18300	Working	ICAR
15	KVK Gumla	Sprayer (1/2) HP	2010	5800	Working	ICAR
16	KVK Gumla	Zero Tillage	2010	32700	Working	ICAR
17	KVK Gumla	Weight machine (100 kg)	2009	8528	Working	ICAR
18	KVK Gumla	Rotavator	2012	80000	Working	ICAR
19	KVK Gumla	Submersible pump	2007	18500	Working	ICAr
20	KVK Gumla	Generator 7.5 KVK 3 Alternator	2007	557763	Working	ICAR
21	KVK Gumla	Kirloskar pump set 10Hp with HWED pump	2007	35000	Working	ICAR
22	KVK Gumla	Electric pump 10Hp	2008	0	Working	JHALCO Gumla
23	KVK Gumla	Submersible pump	2007	18500	Working	ICAr
24	KVK Gumla	Control panel 415 volt	2007	6000	Working	ICAr
25	KVK Gumla	PVC column pipe-250	2007	11250	Working	ICAr
26	KVK Gumla	Submersible wire (100 m)	2007	4700	Working	ICAR
27	KVK Gumla	Generator 7.5 KVA & Alternator	2007	57763	Working	ICAR
28	KVK Gumla	Kirloskar pump set 10 HP attached with HW 6D pump	2007	541944	Working	ICAR
29	KVK Gumla	PVC pipe 110 mm x 4 k/sq cm	2007	541944	Working	ICAR
30	KVK Gumla	PVC pipe 90 mm x 4 k/sq cm (396 m)	2007	33379.63	Working	ICAR
31	KVK Gumla	PVC pipe 75 mm x 4 k/sq cm (228 m)	2007	13716	Working	ICAR
32	KVK Gumla	PVC pipe 63 mm x 4 k/sq cm (594 m)	2007	24957	Working	ICAR
33	KVK Gumla	30 ltr fertigation tank	2007	15641	Working	ICAR
34	KVK Gumla	Spin clean filter 25 m3/hr2	2007	10778.77	Working	ICAR
35	KVK Gumla	Clean water 25m3/hr2	2007	28577	Working	ICAR
36	KVK Gumla	PVC pipe 110 m x 6 k/cm2 (204 m)	2007	36852	Working	ICAR
37	KVK Gumla	ORC HDPC pipe 75 mx4 kg/cm2 (125 no)	2007	110110	Working	ICAR
38	KVK Gumla	Overhead sprinkler (32 no)	2007	12480	Working	ICAR
39	KVK Gumla	Solar panel	2016	799500	Working	ICAR
40	KVK Gumla	Bush cutter	2017	29500	Working	ICAR
41	KVK Gumla	Transformer set	2022	439402	Working	ICAR

## 2.1. OFT Summary

Sector wise Thematic Area	No. of technologies assessed	No. of Locations	No. of Trial/Replications
<b>A) Technologies Assessed under Various Crops by KVKs (Crop Production)</b>			
Integrated Nutrient Management	2	0	11
Varietal Evaluation	0	0	0
Integrated Pest Management	1	0	1
Integrated Crop Management	0	0	0
Integrated Disease Management	0	0	0
Small Scale Income Generation Enterprises	0	0	0

Sector wise Thematic Area	No. of technologies assessed	No. of Locations	No. of Trial/Replications
Weed Management	0	0	0
Resource Conservation Technology	0	0	0
Farm Machineries	0	0	0
Integrated Farming System	0	0	0
Seed / Plant Production	0	0	0
Post Harvest Technology / Value Addition	0	0	0
Drudgery Reduction	0	0	0
Storage Technique	0	0	0
Cropping Systems	0	0	0
Farm Mechanization	0	0	0
Others Thematic Area Upload By ATARI	0	0	0
<b>Sub Total</b>	<b>3</b>	<b>0</b>	<b>12</b>
<b>B) Technologies Assessed under Livestock and Fisheries by KVKs</b>			
Disease Management	0	0	0
Breeding Management/Evaluation of Breed	0	0	0
Feed And Fodder Management	1	0	1
Production And Management	0	0	0
Processing and Value Addition of livestock products	0	0	0
Horticulture Crop	0	0	0
Diseases and Health Management	1	0	1
Nutrient Management	0	0	0
Fisheries Management	0	0	0
Others	0	0	0
<b>Sub Total</b>	<b>2</b>	<b>0</b>	<b>2</b>
<b>C) Technologies Assessed under various Enterprises by KVKs</b>			
Drudgery Reduction	0	0	0
Entrepreneurship Development	0	0	0
Health And Nutrition	0	0	0
Processing and Value Addition	0	0	0
Energy Conservation	0	0	0
Small-Scale Income Generation	0	0	0
Storage Techniques	0	0	0
Household Food Security	0	0	0
Organic Farming	0	0	0
Agroforestry Management	0	0	0
Mechanization	1	0	1
Resource Conservation Technology	0	0	0
Value Addition	0	0	0
Others	1	0	10
<b>Sub Total</b>	<b>2</b>	<b>0</b>	<b>11</b>
<b>D) Technologies Assessed under various Enterprises for Women Empowerment</b>			
Drudgery Reduction	0	0	0
Entrepreneurship Development	0	0	0
Health and Nutrition	1	0	1
Value Addition	2	0	2
Others	1	0	1
<b>Sub Total</b>	<b>4</b>	<b>0</b>	<b>4</b>
<b>E) Technologies Assessed under various Crops (Horticulture crops.)</b>			
Integrated Nutrient Management	1	0	1
Varietal Evaluation	0	0	0
Integrated Pest Management	0	0	0
Integrated Crop Management	1	0	1
Integrated Disease Management	0	0	0
Small Scale Income Generation Enterprises	0	0	0
Weed Management	0	0	0
Resource Conservation Technology	0	0	0
Post-harvest Technology / Value addition	0	0	0
Others if any specify	2	0	11
<b>Sub Total</b>	<b>4</b>	<b>0</b>	<b>13</b>
<b>Grand Total</b>	<b>15</b>	<b>0</b>	<b>42</b>

## 2.2. OFT

### 2.2.1. OFT (Soil Science)

- **Thematic area:** Integrated Nutrient Management
- **Problem definition/Name of OFT:** Assessment of Natural farming component on the yield of Ragi

1.	<b>Title of On farm Trial</b>	Assessment of Natural farming component on the yield of Ragi
2.	<b>Problem diagnosed</b>	Low yield of Ragi due to imbalanced nutrient management
3.	<b>Details of technologies selected for assessment/refinement (Mention either Assessed)</b>	<b>Farmer Practice:</b> 20q FYM + 50 kg DAP (23 kgP2O5 and 9 kg N)/ha <b>TO1:</b> 05 q/ha Ghan-jeevamrut as a basal dose + Seedling Treatment with Jeevamrut (100%)+ Two spray of Jeevamrut @ 5 & 10% at 25 and 45 days <b>TO2:</b> 05 q/ha Ghan-jeevamrut as a basal dose + Seedling Treatment with Jeevamrut (100%) + Three spray of Jeevamrut @ 5, 10 and 20% at 15, 30 & 45 days
4.	<b>Source of Technology (ICAR/ AICRP/SAU/other, please specify)</b>	TNAU, Coimbatore
5.	<b>Production system</b>	Rice based production system & INM
6.	<b>Thematic area</b>	Integrated Nutrient Management
7.	<b>Performance indicators of the technology</b>	□ Soil fertility (Before and after, pH, EC, OC, NPK) □ Plant population/m2 □ Plant height (cm) □ Yield (q/ha) □ B:C
8.	<b>Final recommendation for micro level situation</b>	TO2 (05 q Ghan-jeevamrut as a basal dose + Seedling Treated with Jeevamrut + Three spray of Jeevamrut after transplanting At 15days, 30 days and 45 days @ 5, 10 and 20% with water) is recommended for better yield and income recovery.
9.	<b>Constraints identified and feedback for research</b>	Farmers face difficulties in collecting cow urine to make Jeevamrut, and if it is not properly filtered before spraying, the machine gets clogged.
10.	<b>Process of farmers participation and their reaction</b>	1.Participatory and interactive 2.On field training 3.Regular field visit and feedback 4.By seeing the result in term of plant establishment minimum weed infestation and yield farmers' showed happiness and encouragement
11.	<b>Area (ha)/ No of units</b>	1.2
12.	<b>No. of Trial/Replication</b>	1
13.	<b>OFT Start on</b>	Jun 2025
14.	<b>OFT End on</b>	Dec 2025
15.	<b>Critical Input</b>	1. Ragi seed 2. Jaggery 3. Besan
16.	<b>Cost of OFT</b>	2650

## B. Results with Table and good quality photographs in jpg.

**Table 1 : Assessment of Natural Bio fertilizers on the yield of Ragi.**

Tehcnology Options	Proposed	Actual	Plant height (cm)	No. of effective tillers/m2	Panicle length (cm)	Panicle weight in grams	Yield (q/ha)	Cost of cultivation (Rs.ha)	Gross income (Rs.ha)	Net Return (Rs/ha)	B:C
Farmer Practice	0.4	0.4	97.60	70.85	4.80	6.23	13.65	27185	53025	25840	1.95
TO1	0.4	0.4	105.45	81.13	5.14	6.78	16.87	25450	59045	33595	2.32
TO2	0.4	0.4	107.20	84.99	5.34	6.89	18.59	26550	65065	38515	2.45

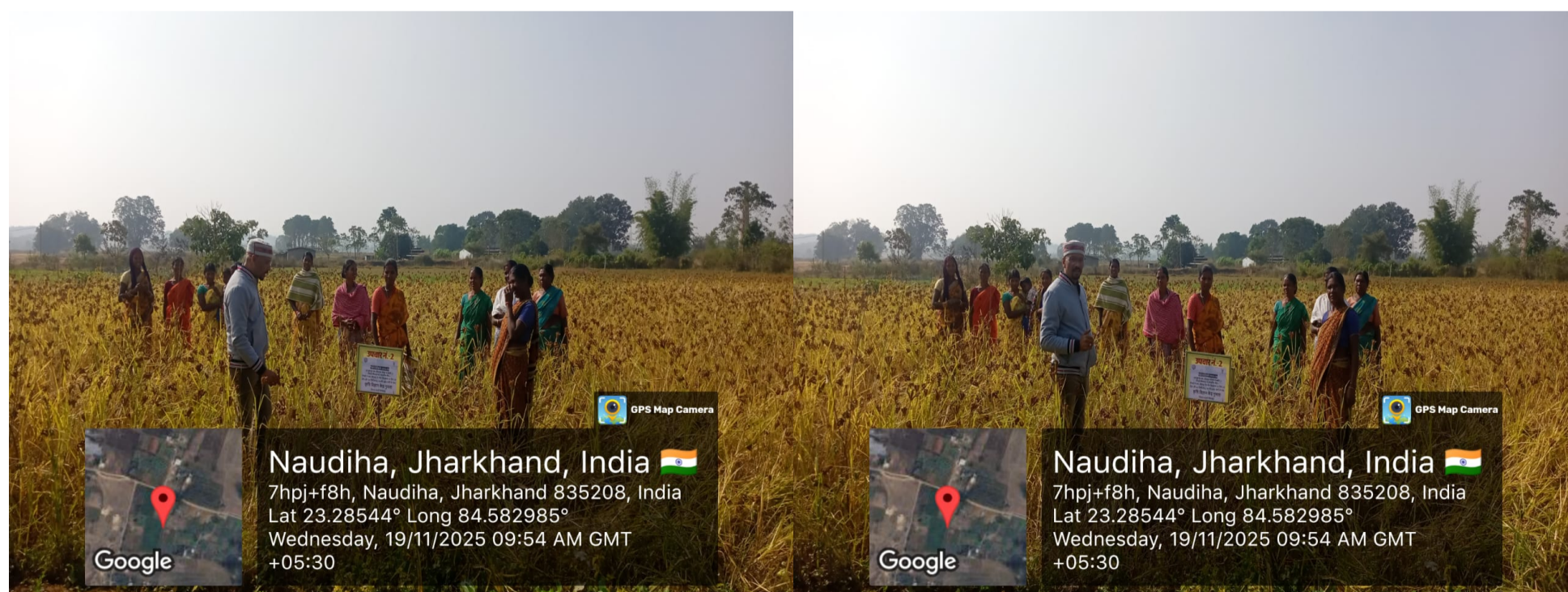
**Table 2 : Balance Sheet (Before transplanting)**

Tehcnology Options	PH	OC%	Available N in kg/ha	Available P2O5 in kg/ha	Available K2Oin kg/ha
Farmer Practice	5.85	0.53	284.45	9.65	229.25
TO1	0	0	0	0	0
TO2	0	0	0	0	0

**Table 3 : Balance Sheet (After transplanting)**


Tehcnology Options	PH	OC%	Available N in kg/ha	Available P2O5 in kg/ha	Available K2Oin kg/ha
Farmer Practice	5.86	0.55	279.46	10.12	226.40
TO1	5.88	0.55	281.40	11.05	230.45
TO2	5.87	0.56	284.45	11.50	232.08

**Result:** The trial was conducted during kharif season 2025 on 10 farmers field of village Khatanga (Ghaghra) with the objective to find out suitable nutrient management for better yield recovery in Ragi. The data collected during the trial clearly indicated that Technology option 2 (05 q Ghan-jeevamrut as a basal dose + Seedling Treated with Jeevamrut + Three spray of Jeevamrut after transplanting At 15days, 30 days and 45 days @ 5, 10 and 20% with water) yielded maximum yield (18.59 q/ha), Net return (Rs. 38515 q/ha) and B:C ratio (2.45). Which is significantly higher over TO1 and Farmer practice.





GPS Map Camera




Google


**Naudiha, Jharkhand, India**   
7hpj+f8h, Naudiha, Jharkhand 835208, India  
Lat 23.285484° Long 84.582975°  
Wednesday, 19/11/2025 09:51 AM GMT +05:30



GPS Map Camera




Google


**Naudiha, Jharkhand, India**   
Kudu-gumla Rd, Naudiha, Jharkhand 835208, India  
Lat 23.282736° Long 84.586482°  
Wednesday, 19/11/2025 10:23 AM GMT +05:30



GPS Map Camera




Google

**Naudiha, Jharkhand, India**   
Kudu-gumla Rd, Naudiha, Jharkhand 835208, India  
Lat 23.282736° Long 84.586482°  
Wednesday, 19/11/2025 10:23 AM GMT +05:30



GPS Map Camera




Google

**Naudiha, Jharkhand, India**   
Kudu-gumla Rd, Naudiha, Jharkhand 835208, India  
Lat 23.282689° Long 84.586648°  
Wednesday, 19/11/2025 10:26 AM GMT +05:30



GPS Map Camera



Google

**Naudiha, Jharkhand, India**   
Kudu-gumla Rd, Naudiha, Jharkhand 835208, India  
Lat 23.282734° Long 84.586483°  
Wednesday, 19/11/2025 10:24 AM GMT +05:30

## 2.2.2. OFT (Horticulture)

- **Thematic area:** Integrated Crop Management
- **Problem definition/Name of OFT:** Intercropping in Mango Orchard

1.	<b>Title of On farm Trial</b>	Intercropping in Mango Orchard
2.	<b>Problem diagnosed</b>	Low productivity and income.
3.	<b>Details of technologies selected for assessment/refinement (Mention either Assessed)</b>	<b>Farmer Practice:</b> Mango orchard without intercropping <b>TO1:</b> Mango + Turmeric (1:10) <b>TO2:</b> Mango + Elephant foot yam (1:5) <b>TO3:</b> Mango + Ginger (1:10)
4.	<b>Source of Technology (ICAR/ AICRP/SAU/other, please specify)</b>	ICAR-FSRCHPR-Plandu, Ranchi
5.	<b>Production system</b>	Horticulture based Production system and ICM
6.	<b>Thematic area</b>	Integrated Crop Management
7.	<b>Performance indicators of the technology</b>	☐ Yield of Main crop (fruit crop) ☐ Yield of Intercrop ☐ Weed population ☐ Cost of cultivation ☐ Gross Income ☐ Net Income ☐ B:C ratio
8.	<b>Final recommendation for micro level situation</b>	The On-Farm Trail Was Conducted on 10 Farmers Field in Village Shivrajpur and Kurag of Ghaghra block during Kharif (2025-26) to find out profitable inter cropping system and maximizing the yield and income. The data collected during the trail Clearly indicated that minimum weed population ( 19.10) and mango equivalent yield of 99.2 q / ha maximum in technology option 3 that is mango + ginger also achieving the maximum net return Rs. 299050/ha with B:C 3.09. Whereas 81.67 q/ha yield with net income of Rs 99840 Rs/ha was recorded under farmers practice that is mango orchard without intercropping. Hence with this finding Technology option T03 (Mango+ ginger ) is being recommended for better yield and economics.
9.	<b>Constraints identified and feedback for research</b>	Lack of knowledge about suitable intercropping in mango orchard • More number of awareness is required about intercropping with mango orchard
10.	<b>Process of farmers participation and their reaction</b>	Participatory and interactive. • Best option for risk management
11.	<b>Area (ha)/ No of units</b>	0.15
12.	<b>No. of Trial/Replication</b>	1
13.	<b>OFT Start on</b>	Jun 2025
14.	<b>OFT End on</b>	Dec 2025
15.	<b>Critical Input</b>	Turmeric Seed
16.	<b>Cost of OFT</b>	10000

## B. Results with Table and good quality photographs in jpg.

**Table 1 : Intercropping in Mango Orchard**

Tehcnology Options	Proposed	Actual	Yield of Inter crop (q/ha)	Mango equivalent yield (q/ha)	Weed population/sq m	Yield of main crop Mango (q/ha)	Cost of cultivation (Rs/ha)	Gross return (Rs/ha)	Net Return (Rs/ha)	B:C
Farmer Practice	0.375	0.375	0	0	31.90	81.67	63500	163340	99840	2.57
TO1	0.375	0.375	65.40	39.24	14.10	79.45	106500	296750	190225	2.78
TO2	0.375	0.375	64.50	51.60	24.50	76.27	112500	319675	207175	2.84
TO3	0.375	0.375	49.60	99.2	19.10	77.42	142500	441550	299050	3.09

**Result:** The On-Farm Trail Was Conducted on 10 Farmers Field in Village Shivrajpur and Kurag of Ghaghra block during Kharif (2025-26) to find out profitable inter cropping system and maximizing the yield and income. The data collected during the trail Clearly indicated that minimum weed population ( 19.10) and mango equivalent yield of 99.2 q / ha maximum in technology option 3 that is mango + ginger also achieving the maximum net return Rs. 299050/ha with B:C 3.09. Whereas 81.67 q/ha yield with net income of Rs 99840 Rs/ha was recorded under farmers practice that is mango orchard without intercropping. Hence with this finding Technology option T03 (Mango+ ginger ) is being recommended for better yield and economics.





### 2.2.3. OFT (Agricultural Engineering)

- **Thematic area:** Mechanization
- **Problem definition/Name of OFT:** Assessment of effective weeding tools in groundnut cultivation

1.	<b>Title of On farm Trial</b>	Assessment of effective weeding tools in groundnut cultivation
2.	<b>Problem diagnosed</b>	Low yield due to high weed population
3.	<b>Details of technologies selected for assessment/refinement (Mention either Assessed)</b>	<b>Farmer Practice:</b> Manual weeding <b>TO1:</b> Weeding with Three Tyne hoe (Grubber) <b>TO2:</b> Weeding with Rotary tiller (Manual) <b>TO3:</b>
4.	<b>Source of Technology (ICAR/ AICRP/SAU/other, please specify)</b>	CIAE, Bhopal
5.	<b>Production system</b>	Rice based production system and Weed Management
6.	<b>Thematic area</b>	Mechanization
7.	<b>Performance indicators of the technology</b>	Field Capacity (ha/hr), Field efficiency (%), Weeding efficiency (%), Yield (q/ha)
8.	<b>Final recommendation for micro level situation</b>	On farm trial was conducted on 10 farmers' field of village Kubatoli during kharif 2025 to assessment of manual low cost weeding tools in groundnut in groundnut. The data collected during the trial clearly indicated that the maximum Field Capacity (0.012 ha/hr), maximum Field efficiency (81.36%) and maximum Weeding efficiency(85.22%) was found under Technology option 1 i.e. Use of Three Tyne hoe (Grubber) . In same Technology option (T1) maximum yield (17.76 q/ha), net income (Rs. 62990.12) and B:C ratio (1.95) was found. Which is significantly superior over FP and T2. The percent yield enhancement 31.26 and 10.31 over FP and T2.
9.	<b>Constraints identified and feedback for research</b>	Unavailability of Three Tyne hoe (Grubber) and Rotary tiller (Manual) in locality.
10.	<b>Process of farmers participation and their reaction</b>	Participatory and interactive, Regular field visit, Field day & Farmers' reaction was satisfactory
11.	<b>Area (ha)/ No of units</b>	1.2
12.	<b>No. of Trial/Replication</b>	1
13.	<b>OFT Start on</b>	Jul 2025
14.	<b>OFT End on</b>	Oct 2025
15.	<b>Critical Input</b>	Three Tyne hoe and Rotary tiller
16.	<b>Cost of OFT</b>	5500

### B. Results with Table and good quality photographs in jpg.

**Table 1 : Assessment of manual low cost weeding tools in groundnut**

Tehcnology Options	Proposed	Actual	Field Capacity (ha/hr)	Field efficiency (%)	Weeding efficiency (%)	Yield (q/ha)	Cost of cultivation (Rs./ha)	Gross return (Rs/ha)	Net return (Rs./ha)	BC ratio
Farmer Practice	0.03	0.03	0.005	70.98	65.12	13.53	58845.00	98254.86	39409.86	1.67
TO1	0.03	0.03	0.012	81.36	85.22	17.76	65983.00	128973.12	62990.12	1.95
TO2	0.03	0.03	0.011	80.05	80.73	16.10	65983.00	116918.20	50932.20	1.77
TO3	0	0	0	0	0	0	0	0	0	0

**Result:** On farm trial was conducted on 10 farmers' field of village Kubatoli during kharif 2025 to assessment of manual low cost weeding tools in groundnut in groundnut. The data collected during the trial clearly indicated that the maximum Field Capacity (0.012 ha/hr), maximum Field efficiency (81.36%) and maximum Weeding efficiency(85.22%) was found under Technology option 1 i.e. Use of Three Tyne hoe (Grubber) . In same Technology option (T1) maximum yield (17.76 q/ha), net income (Rs. 62990.12) and B:C ratio (1.95) was found. Which is significantly superior over FP and T2. The percent yield enhancement 31.26 and 10.31 over FP and T2.



## 2.2.4. OFT (Plant Protection)

- **Thematic area:** Integrated Pest Management
- **Problem definition/Name of OFT:** Management of Pod borer in Pigeon pea

1.	<b>Title of On farm Trial</b>	Management of Pod borer in Pigeon pea
2.	<b>Problem diagnosed</b>	Pod borer leads lower yield in Pigeon pea
3.	<b>Details of technologies selected for assessment/refinement (Mention either Assessed)</b>	<b>Farmer Practice:</b> Application of Chlorpyrifos 50% EC @ 1 lit/ha <b>TO1:</b> Application of Chlorantraniliprole 18.5 SC @ 150 ml/ha at pod formation stage <b>TO2:</b> 1st spray Indoxacarb 14.5 SC@ 250 ml/ha at 50% flowering and 2nd spray Imidacloprid 17.8 SL@ 400ml/ha at 15 days after 1st spray
4.	<b>Source of Technology (ICAR/ AICRP/SAU/other, please specify)</b>	SAU Sabour
5.	<b>Production system</b>	Rice based production system & IPM
6.	<b>Thematic area</b>	Integrated Pest Management
7.	<b>Performance indicators of the technology</b>	☐ Pest incidence %, ☐ % infected grain, ☐ Yield q/ha ☐ B:C
8.	<b>Final recommendation for micro level situation</b>	The trial was conducted on the fields of ten farmers in villages Icha, Shivrajpur, and Nawatoli (Ghaghra block) during the Kharif season. The redgram variety Rajeev Lochan was used for the study. The main objective of the trial was to evaluate effective management practices for controlling pod borer in redgram. The data recorded during the trial clearly indicated that Technology Option-2 was superior in reducing the pod borer infestation. This treatment resulted in the lowest mean larval population (2.03 larvae/plant), minimum pod damage (3.33%), and least grain damage (2.43%). Further, the maximum grain yield (13.80 q/ha), highest net return (Rs. 63,600/ha), and the best benefit-cost ratio (2.56) were also obtained under Technology Option-2, indicating its economic and technical superiority over other treatments.
9.	<b>Constraints identified and feedback for research</b>	Spraying of pesticides becomes difficult because the pigeonpea crop grows tall
10.	<b>Process of farmers participation and their reaction</b>	1. Participatory and interactive 2 Regular follow up and field visit 3. Training of field for awareness and its management.
11.	<b>Area (ha)/ No of units</b>	1
12.	<b>No. of Trial/Replication</b>	1
13.	<b>OFT Start on</b>	Jul 2025
14.	<b>OFT End on</b>	Apr 2025
15.	<b>Critical Input</b>	Pesticides
16.	<b>Cost of OFT</b>	10000

## B. Results with Table and good quality photographs in jpg.

**Table 1 : Effect of insecticides against gram pod borer on pigeonpea during Kharif.**

Tehcnology Options	Proposed	Actual	No of larve / 5 plants before spray (1 DBT)	No of larve / 5 plants after spray (10 DAT)	% damage pod after spray (10 DAT) (10 randomly selected plants)	Grain Damage (%)	Yield (q/ha)	Gross cost (Rs/ha)	Gross return (Rs/ha)	Net return (Rs/ha)	BCR
Farmer Practice	10	10	6.66	5.66	10.46	8.50	9.84	35560	74272	38732	2.08
TO1	10	10	5.86	3.03	4.86	3.80	12.21	37525	92185	54660	2.45
TO2	10	10	6.43	2.03	3.33	2.43	13.80	40590	104190	63600	2.56

**Result:** The trial was conducted on the fields of ten farmers in villages Icha, Shivrajpur, and Nawatoli (Ghaghra block) during the Kharif season. The redgram variety Rajeev Lochan was used for the study. The main objective of the trial was to evaluate effective management practices for controlling pod borer in redgram. The data recorded during the trial clearly indicated that Technology Option-2 was superior in reducing the pod borer infestation. This treatment resulted in the lowest mean larval population (2.03 larvae/plant), minimum pod damage (3.33%), and least grain damage (2.43%). Further, the maximum grain yield (13.80 q/ha), highest net return (Rs. 63,600/ha), and the best benefit-cost ratio (2.56) were also obtained under Technology Option-2, indicating its economic and technical superiority over other treatments. Which is significantly superior over FP and TO1.



### 2.2.5. OFT (Animal Science)

- **Thematic area:** Feed And Fodder Management
- **Problem definition/Name of OFT:** Assessment of different feeding management practices on performance of body weight gain in goat

1.	<b>Title of On farm Trial</b>	Assessment of different feeding management practices on performance of body weight gain in goat
2.	<b>Problem diagnosed</b>	Low body weight gain
3.	<b>Details of technologies selected for assessment/refinement (Mention either Assessed)</b>	<b>Farmer Practice:</b> Natural Grazing <b>TO1:</b> Grazing (Free grazing for 5-6 hrs) <b>TO2:</b> FP + Supplementation of 50 gm concentrate mixture/day/goat for 90 days <b>TO3:</b> FP + Mineral mixture @ 15 gm /day/goat for 90 days
4.	<b>Source of Technology (ICAR/ AICRP/SAU/other, please specify)</b>	W.B.U.A.F.S. Kolkata
5.	<b>Production system</b>	Livestock production and management, Feed Management
6.	<b>Thematic area</b>	Feed And Fodder Management
7.	<b>Performance indicators of the technology</b>	• Initial body weight (in kg), • Weight gain after 30, 60 and 90 days of feeding (in kg), • Final body weight after 90 days (in kg) • B:C ratio • Farmers reaction
8.	<b>Final recommendation for micro level situation</b>	FP+ Supplementation of 50gm concentrate mixture/day/ goat for 90 days is recommended for micro level as these are locally available substances
9.	<b>Constraints identified and feedback for research</b>	Standardization of concentrate mixture based on sate specific availability
10.	<b>Process of farmers participation and their reaction</b>	Farmer with desired animals were voluntarily participated in the trial and happily supported the experiment. Farmers were satisfied with the response of technology options.
11.	<b>Area (ha)/ No of units</b>	1
12.	<b>No. of Trial/Replication</b>	1
13.	<b>OFT Start on</b>	Sep 2025
14.	<b>OFT End on</b>	Dec 2025
15.	<b>Critical Input</b>	Mineral mixture, Concentrate mixture, Vitamin
16.	<b>Cost of OFT</b>	9000

### B. Results with Table and good quality photographs in jpg.

**Table 1 :**

Tehcnology Options	Proposed	Actual	Initial Body weight (Kg)	Body weight 30 DAT	Body weight 60 DAT	Body weight 90 DAT	Gross cost	Gross return	Net return	B:C ratio
Farmer Practice	10	10	2.43	3.66	5.36	7.4	1800	5180	3330	2.88
TO1	10	10	2.60	4.73	8.33	10.23	2200	7161	4961	3.25
TO2	10	10	2.7	4.5	7.86	9.73	2150	6811	4661	3.16
TO3	0	0	0	0	0	0	0	0	0	0

*Result:* Among the tested technology options TO1 - FP (Free grazing for 5-6hrs.) + Supplementation of 50gm concentrate mixture/day/ goat for 90 days is found most suitable for the growth of body weight of goat. However, TO2 - FP+ Mineral mixture @15gm/day/goat for 90 days is also found almost equally suitable but due to local origin of TO-1 materials it is recommended at micro level situation.



### 2.2.6. OFT (Animal Science)

- **Thematic area:** Diseases and Health Management
- **Problem definition/Name of OFT:** Assessment of different control practices of repeat breeding in cross breed cow

1.	<b>Title of On farm Trial</b>	Assessment of different control practices of repeat breeding in cross breed cow
2.	<b>Problem diagnosed</b>	Repeat breeding in cross breed cow
3.	<b>Details of technologies selected for assessment/refinement (Mention either Assessed)</b>	<b>Farmer Practice:</b> Only grazing <b>TO1:</b> Imbalanced ration + Once in year irregular deworming + 10 gm supplement of mixture <b>TO2:</b> Balanced ration + Regular deworming + 1st injection of Buserelin 20 ug (5ml) I/M, 6 hr before the AI and 2nd on day 12 hr after last insemination <b>TO3:</b> Balanced ration + Regular deworming (3 times in a year)
4.	<b>Source of Technology (ICAR/ AICRP/SAU/other, please specify)</b>	BASU Patna
5.	<b>Production system</b>	Livestock production system and Animal Health management
6.	<b>Thematic area</b>	Diseases and Health Management
7.	<b>Performance indicators of the technology</b>	• Body score • No. of Animal come in estrous • B:C ratio • Farmers reaction
8.	<b>Final recommendation for micro level situation</b>	Balance ration with regular deworming and two injections of Buserelin 20 mcg first 6hrs before AI and 2nd 12hrs after last AI
9.	<b>Constraints identified and feedback for research</b>	Development of low cost Buserelin injection
10.	<b>Process of farmers participation and their reaction</b>	Farmers with 10 animals of 2.5 years to 3 years age group were randomly selected for the trial. Partner farmers were actively involved in the trial and keenly observed the result. They were happy that the treated animals showed better estrous rate.
11.	<b>Area (ha)/ No of units</b>	1
12.	<b>No. of Trial/Replication</b>	1
13.	<b>OFT Start on</b>	Sep 2025
14.	<b>OFT End on</b>	Dec 2025
15.	<b>Critical Input</b>	Mineral Mixture, Dewormer, Buserelin inj
16.	<b>Cost of OFT</b>	13500

### B. Results with Table and good quality photographs in jpg.

**Table 1 : Effect of different control practices of repeat breeding**

Tehcnology Options	Proposed	Actual	Body score	No. of animal comes in estrous after 1 year	Gross cost	Gross return	Net return	B:C ratio
Farmer Practice	10	10	3	5	7200	20000	12800	2.77

Tehcnology Options	Proposed	Actual	Body score	No. of animal comes in estrous after 1 year	Gross cost	Gross return	Net return	B:C ratio
TO1	10	10	4	7	8000	28000	20000	3.5
TO2	10	10	5	9	8700	36000	27300	4.14
TO3	10	10	4	8	8200	32000	23800	3.90

**Result:** It is observed that among the technology options TO2 (Balance ration with regular deworming and two injections of Buserelin 20 mcg first 6hrs before AI and 2nd 12hrs after last AI) produced best result with 9 out of 10 animals came in estrous after 1 year.



### 2.2.7. OFT (Horticulture)

- **Thematic area:** Integrated Nutrient Management
- **Problem definition/Name of OFT:** Nutrient Management in Kharif Potato

1.	<b>Title of On farm Trial</b>	Nutrient Management in Kharif Potato
2.	<b>Problem diagnosed</b>	Low yield of Kharif Potato
3.	<b>Details of technologies selected for assessment/refinement (Mention either Assessed)</b>	<b>Farmer Practice:</b> FYM 200 q/ha + 30 kg N + 25 kg P (DAP-54 kg/ha, Urea 65 kg/ha) <b>TO1:</b> RDF (150:80:120) NPK Kg/ha <b>TO2:</b> Ghanjeevamruth @ 5 q/ha + Spraying of Jeevamruth @ 5% and 10% at 25 days and 45 days of Germination <b>TO3:</b>
4.	<b>Source of Technology (ICAR/ AICRP/SAU/other, please specify)</b>	TNAU, Coimbatore
5.	<b>Production system</b>	Nutrient Management
6.	<b>Thematic area</b>	Integrated Nutrient Management
7.	<b>Performance indicators of the technology</b>	□ Plant height (cm) □ No. of tuber/plant, □ Weight of per tuber (gm), □ Yield (Q/ha) □ Economics (Rs./ha)
8.	<b>Final recommendation for micro level situation</b>	The On Farm Trial was conducted on 10 farmers fiels of Village Kechki Paientoli, Kechki Dhankatoli, Garha Kechki of Bishunpur Blaock during Kharif 2025-26 to find out maximizing the tuber yield and income. The data collected during the trial clearly indicated that maximum no. of Tuber per plant (7.80), maximum weight of tuber (99.85 gm), Maximum tuber yield (172.89 q/ha), net income (Rs. 189835) and B:c ratio (3.73) was found under Technology option 3 (Ghanjeevamruth @ 5 q/ha + Spraying of Jeevamruth @ 5% and 10% at 25 days and 45 days of Germination). The percent yield enhanced of 57.17 and 8.78 was found over FP and Technology option 2. Hence TO3 (Ghanjeevamruth @ 5 q/ha + Spraying of Jeevamruth @ 5% and 10% at 25 days and 45 days of Germination) is being recommended
9.	<b>Constraints identified and feedback for research</b>	1. Lack of knowledge about Ghanjeevamrit and Jeevamrit 2. More number of awareness is required
10.	<b>Process of farmers participation and their reaction</b>	1. Participatory and interactive 2. Awareness about Ghanjeevamrit and Jeevamrit through training 3. By seeing the result farmers of adjoining villages were highly impressed
11.	<b>Area (ha)/ No of units</b>	1
12.	<b>No. of Trial/Replication</b>	1
13.	<b>OFT Start on</b>	Oct 2025
14.	<b>OFT End on</b>	Dec 2025
15.	<b>Critical Input</b>	Jeevamruth-200 liter, Ghanjeevamruth-200 kg, DAP-50 kg, Urea-45 kg, MOP-50 kg
16.	<b>Cost of OFT</b>	9000

## B. Results with Table and good quality photographs in jpg.

**Table 1 : Nutrient Management in Kharif Potatao**

Tehcnology Options	Proposed	Actual	Plant Height (cm)	No. of Tuber/Plant	Weight of per tube (gm)	Yield (q/ha)	Cost of cultivation (Rs/ha)	Gross income (Rs/ha)	Net return (Rs./ha)	B:C
Farmer Practice	1	1	0	0	0	0	0	0	0	0
TO1	1	1	39.85	3.80	58.83	110.30	72500	165000	92500	2.27
TO2	1	1	52.49	5.70	80.71	158.93	75500	238395	162895	3.15
TO3	1	1	57.25	7.80	99.85	172.89	69500	259335	189835	3.73

**Result:** The On Farm Trial was conducted on 10 farmers fiels of Village Kechki Paientoli, Kechki Dhankatoli, Garha Kechki of Bishunpur Blaock during Kharif 2025-26 to

find out maximizing the tuber yield and income. The data collected during the trial clearly indicated that maximum no. of Tuber per plant (7.80), maximum weight of tuber (99.85 gm), Maximum tuber yield (172-89 q/ha), net income (Rs. 189835) and B:c ratio (3.73) was found under Technology option 3 (Ghanjeevamruth @ 5 q/ha + Spraying of Jeevamruth @ 5% and 10% at 25 days and 45 days of Germination). The percent yield enhanced of 57.17 and 8.78 was found over FP and Technology option 2. Hence TO3 (Ghanjeevamruth @ 5 q/ha + Spraying of Jeevamruth @ 5% and 10% at 25 days and 45 days of Germination) is being recommended



## 2.2.8. OFT (Agricultural Engineering)

- **Thematic area:** Others if any specify
- **Problem definition/Name of OFT:** Assessment of drip irrigation system in chilli cultivation

1.	<b>Title of On farm Trial</b>	Assessment of drip irrigation system in chilli cultivation
2.	<b>Problem diagnosed</b>	More no of irrigation leads high cost of cultivation
3.	<b>Details of technologies selected for assessment/refinement (Mention either Assessed)</b>	<b>Farmer Practice:</b> Ridge furrow <b>TO1:</b> Furrow Irrigation (12 - 14 no of irrigation) <b>TO2:</b> Single Row Crop with Single Lateral Line and plastic mulching <b>TO3:</b> Double Row Crop with Single Lateral Line and plastic mulching
4.	<b>Source of Technology (ICAR/ AICRP/SAU/other, please specify)</b>	IARI New Delhi
5.	<b>Production system</b>	Vegetable based production system and Water management
6.	<b>Thematic area</b>	Others if any specify
7.	<b>Performance indicators of the technology</b>	(i) Technical : Total volume of water used (m <sup>3</sup> ), Number of irrigation, Water use efficiency (kg/m <sup>3</sup> ) Yield (Q/ha) (ii) Economic indicator : B:C ratio (iii) Farmer perception
8.	<b>Final recommendation for micro level situation</b>	
9.	<b>Constraints identified and feedback for research</b>	
10.	<b>Process of farmers participation and their reaction</b>	
11.	<b>Area (ha)/ No of units</b>	1
12.	<b>No. of Trial/Replication</b>	1
13.	<b>OFT Start on</b>	Nov 2025
14.	<b>OFT End on</b>	-
15.	<b>Critical Input</b>	Chilli seed
16.	<b>Cost of OFT</b>	7000

## 2.2.9. OFT (Home Science)

- **Thematic area:** Others
- **Problem definition/Name of OFT:** Assessment of moringa based paushtik roti to address anemia among farm women

1.	<b>Title of On farm Trial</b>	Assessment of moringa based paushtik roti to address anemia among farm women
2.	<b>Problem diagnosed</b>	Prevalence of anemia among farm women
3.	<b>Details of technologies selected for assessment/refinement (Mention either Assessed)</b>	<b>Farmer Practice:</b> Irregular intake of moringa leaves in diet <b>TO1:</b> Moringa leaves powder (20g) in daily paushtik roti making (Ingredients: Wheat flour (80g) + Moringa leaves powder (20g) <b>TO2:</b> Moringa leaves powder(20g) daily in paushtik roti making (Ingredients: Wheat flour (50g) + Ragi Flour (30g) + Moringa leaves powder (20g)
4.	<b>Source of Technology (ICAR/ AICRP/SAU/other, please specify)</b>	BAU Ranchi
5.	<b>Production system</b>	Health Management
6.	<b>Thematic area</b>	Others
7.	<b>Performance indicators of the technology</b>	<input type="checkbox"/> Organoleptic assessment of Parameters like Appearance, Colour, Flavour, Taste, Texture and overall acceptability will be evaluated. <input type="checkbox"/> Haemoglobin and Physical examinations
8.	<b>Final recommendation for micro level situation</b>	
9.	<b>Constraints identified and feedback for research</b>	
10.	<b>Process of farmers participation and their reaction</b>	
11.	<b>Area (ha)/ No of units</b>	30
12.	<b>No. of Trial/Replication</b>	1
13.	<b>OFT Start on</b>	Dec 2025
14.	<b>OFT End on</b>	-
15.	<b>Critical Input</b>	Wheat flour, ragi flour and container for storage
16.	<b>Cost of OFT</b>	15000

### 2.2.10. OFT (Home Science)

- **Thematic area:** Value Addition
- **Problem definition/Name of OFT:** Assessment of value addition technology of futkal leaf (Ficus Virens) in the form of instant soup mix for increasing the consumption span of futkal leaf

1.	<b>Title of On farm Trial</b>	Assessment of value addition technology of futkal leaf (Ficus Virens) in the form of instant soup mix for increasing the consumption span of futkal leaf
2.	<b>Problem diagnosed</b>	Low utilization of Futkal leaf
3.	<b>Details of technologies selected for assessment/refinement (Mention either Assessed)</b>	<b>Farmer Practice:</b> During season they use futkal for sag preparation only <b>TO1:</b> Preparation of Futkal leaf based Instant Soup Mix (Ingredients: Futkal leaf powder, roasted lentil flour, corn flour, black paper powder, salt, red chilli powder, garlic powder, onion powder, cumin powder, sugar - 10:2:7:0.4:0.4:0.2:1:1.5:0.2:0.5) <b>TO2:</b> Preparation of Futkal leaf and Moringa oleifera leaf based Instant Soup Mix (Ingredients: Futkal leaf powder, Moringa leaf powder, roasted lentil flour, corn flour, black paper powder, salt, red chilli powder, garlic powder, onion powder, cumin powder, sugar - 6:4:2:7:0.4:0.4:0.2:1:1.5:0.2:0.5)
4.	<b>Source of Technology (ICAR/ AICRP/SAU/other, please specify)</b>	OUAT, Bhubaneswar
5.	<b>Production system</b>	Value Addition
6.	<b>Thematic area</b>	Value Addition
7.	<b>Performance indicators of the technology</b>	<input type="checkbox"/> Appearance <input type="checkbox"/> Colour <input type="checkbox"/> Flavour <input type="checkbox"/> Taste <input type="checkbox"/> Texture <input type="checkbox"/> Consistency <input type="checkbox"/> And overall acceptability
8.	<b>Final recommendation for micro level situation</b>	
9.	<b>Constraints identified and feedback for research</b>	
10.	<b>Process of farmers participation and their reaction</b>	
11.	<b>Area (ha)/ No of units</b>	30
12.	<b>No. of Trial/Replication</b>	1
13.	<b>OFT Start on</b>	Dec 2025
14.	<b>OFT End on</b>	-
15.	<b>Critical Input</b>	Raw Ingredients, container for storage, measuring spoon, sauce pan, soup bowl with spoon
16.	<b>Cost of OFT</b>	7000

### 2.2.11. OFT (Soil Science)

- **Thematic area:** Integrated Nutrient Management
- **Problem definition/Name of OFT:** Assessment of Nutrient Management on the yield of Onion.

1.	<b>Title of On farm Trial</b>	Assessment of Nutrient Management on the yield of Onion.
2.	<b>Problem diagnosed</b>	Low productivity of Onion
3.	<b>Details of technologies selected for assessment/refinement (Mention either Assessed)</b>	<b>TO1:</b> FYM 200q/ha. + DAP 75 kg (34.5 kgP2O5 and 13.5 kg N)/ha at time of Puddling. <b>TO2:</b> FP+ PSB 5 kg/ha.(Soil application) + Recommended dose of Potash (60 kg/ha) <b>TO3:</b> Ghanjeeva-mrut 5q/ha as a basal + Seedling treatment with Jeevamut (100%) + 200 Lit/ha Jeevamrut apply at time of Puddling + Three spray of Jeevamrit @ 5,10 and 15% at 20, 40 and 60 DAT
4.	<b>Source of Technology (ICAR/ AICRP/SAU/other, please specify)</b>	TNAU, Coimbatore
5.	<b>Production system</b>	Rice based production system & ICM
6.	<b>Thematic area</b>	Integrated Nutrient Management
7.	<b>Performance indicators of the technology</b>	<input type="checkbox"/> Soil fertility (Before and after) <input type="checkbox"/> Plant population/m <sup>2</sup> <input type="checkbox"/> Plant height (cm) <input type="checkbox"/> Bulb weight <input type="checkbox"/> Yield (q/ha) <input type="checkbox"/> Net return(Rs/ha) <input type="checkbox"/> B:C ratio
8.	<b>Final recommendation for micro level situation</b>	
9.	<b>Constraints identified and feedback for research</b>	
10.	<b>Process of farmers participation and their reaction</b>	
11.	<b>Area (ha)/ No of units</b>	0.84
12.	<b>No. of Trial/Replication</b>	10
13.	<b>OFT Start on</b>	Dec 2025
14.	<b>OFT End on</b>	-

15.	<b>Critical Input</b>	Fertilizers, Jaggery, Besan, PSB and Seed
16.	<b>Cost of OFT</b>	15000

## 2.2.12. OFT (Home Science)

- **Thematic area:** Health and Nutrition
- **Problem definition/Name of OFT:** Assessment of Moringa based paushtik roti in reduction of anemia among farm women

1.	<b>Title of On farm Trial</b>	Assessment of Moringa based paushtik roti in reduction of anemia among farm women
2.	<b>Problem diagnosed</b>	i. Low utilization of moringa leaf due to lack of utilization technologies ii. Fatigue in work efficiency due to low hemoglobin.
3.	<b>Details of technologies selected for assessment/refinement (Mention either Assessed)</b>	<b>Farmer Practice:</b> Irregular intake of moringa leaves in diet <b>TO1:</b> Moringa powder (20g) in daily paushtik roti making (Ingredients: Ragi flour (50 g) + Wheat flour (50 g) + Moringa leaves powder (20 g) + Soyabean flour (25 g) + Onion (10 g) + Celery (3 g) + Salt to taste <b>TO2:</b> Moringa leaves (40g) daily in paushtik roti making (Ingredients: Ragi flour (50 g) + Wheat flour (50 g) + Moringa leaves powder (40 g) + Soyabean flour (25 g) + Onion (10 g) + Celery (3 g) + Salt to taste
4.	<b>Source of Technology (ICAR/ AICRP/SAU/other, please specify)</b>	BAU Ranchi
5.	<b>Production system</b>	Value Addition and Nutrition Education
6.	<b>Thematic area</b>	Health and Nutrition
7.	<b>Performance indicators of the technology</b>	i. Organoleptic assessment of Parameters like Colour, Flavor, Taste, Texture and Overall acceptability will be evaluated ii. Haemoglobin and Physical examinations
8.	<b>Final recommendation for micro level situation</b>	Farm women preferred the both paushtik roti made under Technology Option 1 and 2 because of its good impact on sensory evaluation, weight and hemoglobin. Paushtik roti made under Technology Option 2 is recommended for including in daily diet as it contains 40 g of moringa leaves powder in two meals which is ideal for those who are suffering from anemia. Researches showed that a single serving of Moringa Powder (10 g) provides: Iron: 32.2% of your daily requirement (NRV) Vitamin A: 18.9% of (NRV) It is clear from the Table 1 and 2, TO2 showed good response. The Technology option 2 was found more nutritive and showed good sensory evaluation by the farm women because of its acceptability and nutritional profiling.
9.	<b>Constraints identified and feedback for research</b>	1. Prevalence of anemia in Gumla District because of lack of knowledge about locally nutritional rich foods 2. Unawareness towards nutritional importance of locally available nutri- cereals and moringa.
10.	<b>Process of farmers participation and their reaction</b>	The trial was conducted in Serka, Banari and Bishunpur village of Bishunpur block in the month of December 2024. Selection of respondents were done through goshi and meetings. Farm women were categorized under three technology options on the basis of hemoglobin and weight. Selected women were motivated to take moringa along with multigrain flour (150g) in the form of paushtik roti twice a day upto six months. They were easily learned and adopted this paushtik roti which is made from locally available crops.
11.	<b>Area (ha)/ No of units</b>	30
12.	<b>No. of Trial/Replication</b>	1
13.	<b>OFT Start on</b>	Dec 2024
14.	<b>OFT End on</b>	May 2025
15.	<b>Critical Input</b>	Wheat flour, Ragi flour and Soyabean flour
16.	<b>Cost of OFT</b>	15000

## B. Results with Table and good quality photographs in jpg.

**Table 1 : Table 1: Assessment of paushtik roti on the basis of technical parameters**

Tehcnology Options	Proposed	Actual	Taste	Texture	Flavor	Color	Acceptability	Avg. weight before (Kg)	Avg. weight after(kg)	Average Hemoglobin (g)Before	Average Hemoglobin (g) After
Farmer Practice	100	100	2.1	2.2	2.2	2.5	2.7	51.8	52.15	9.76	9.83
TO1	250	40	4.1	4	4.5	4.5	4.4	48.78	49.98	8.75	9.74
TO2	250	80	4.9	4.4	4.4	4.8	4.7	48.74	49.92	9.22	11.12

**Table 2 : Assessment of paushtik roti on the basis of economical parameters**

Tehcnology Options	Cost of cultivation Rs/kg	Gross return (Rs /Kg)	Net Return (Rs /Kg)	BC ratio
Farmer Practice	30	32	2	1.0
TO1	70	90	20	1.2
TO2	75	100	25	1.3

*Result:* It is clear from the Table 1 and 2, TO2 showed good response. The Technology option 2 was found more nutritive and showed good sensory evaluation by the farm women because of its acceptability and nutritional profiling.



### 2.2.13. OFT (Home Science)

- **Thematic area:** Value Addition
- **Problem definition/Name of OFT:** Assessment of millet based composite flour

1.	<b>Title of On farm Trial</b>	Assessment of millet based composite flour
2.	<b>Problem diagnosed</b>	Low intake of millets like ragi and little millet in regular dietary system
3.	<b>Details of technologies selected for assessment/refinement (Mention either Assessed)</b>	<b>Farmer Practice:</b> One cereal like wheat or ragi is used in making chapati <b>TO1:</b> Wheat (50g) + Little Millet (20g) + Finger millet (20 g) + Soyabean (10 gm) + Fenugreek (1 g) <b>TO2:</b> Wheat (40g) + Little Millet (30g) + Finger millet (20 g) + Soyabean (10 gm) + Fenugreek (1 g)
4.	<b>Source of Technology (ICAR/ AICRP/SAU/other, please specify)</b>	University of agricultural sciences, Dharwad, Karnataka, India
5.	<b>Production system</b>	Value Addition and Nutrition Education
6.	<b>Thematic area</b>	Value Addition
7.	<b>Performance indicators of the technology</b>	ii. Organoleptic assessment of Parameters like Appearance, Colour, Flavor, Taste, Texture and Overall acceptability will be evaluated iii. B:C ratio
8.	<b>Final recommendation for micro level situation</b>	The composite flour that was prepared with Wheat (40g) + Little Millet (30g) + Finger millet (20 g) + Soyabean (10 gm) + Fenugreek (1 g) were preferred more because of its better taste, texture, flavour, color and acceptability. It is clear from the Table 1, TO2 showed good response. The Technology option 2 was found more nutritive and remunerative because of its acceptability and nutritional profiling.
9.	<b>Constraints identified and feedback for research</b>	1. Processing of Little millet was found difficult by the farm women. 2. Unawareness towards nutritional importance of locally available nutri- cereals. 3. Farm women were demanding for drudgery free equipment for processing of Little millet and ragi.
10.	<b>Process of farmers participation and their reaction</b>	The trial was conducted in mayil, banari, and role village of Bishunpur and Ghaghra block in the month of December 2024. Selection of respondents were done through gosthi and meetings. Farm women were categorized under three technology options. Selected women were motivated to take composite flour in their daily diet .They were easily learned and adopted this composite flour which is made from locally available crops.
11.	<b>Area (ha)/ No of units</b>	30
12.	<b>No. of Trial/Replication</b>	1
13.	<b>OFT Start on</b>	Dec 2024
14.	<b>OFT End on</b>	Mar 2025
15.	<b>Critical Input</b>	Little millet, Soyabean and Finger millet
16.	<b>Cost of OFT</b>	15000

## B. Results with Table and good quality photographs in jpg.

**Table 1 : : Assessment of composite flour on the basis of technical parameters**

Tehcnology Options	Proposed	Actual	Taste	Texture	Flavor	Color	Acceptability
Farmer Practice	3	3.2	2.6	3.1	3.1	1.8	3.2
TO1	4	4.3	4.3	4.5	4.3	4.1	4.3
TO2	4.5	5	5	4.7	5	4.4	5

**Table 2 : Assessment of composite flour on the basis of economical parameters**

Tehcnology Options	Cost of cultivation Rs/kg	Gross return (Rs /Kg)	Net Return (Rs /Kg)	BC ratio
Farmer Practice	40	45	5	1.1
TO1	68	90	22	1.3
TO2	72	100	28	1.3

*Result:* It is clear from the Table 1, TO2 showed good response. The Technology option 2 was found more nutritive and remunerative because of its acceptability and nutritional profiling.

### 2.2.14. OFT (Agricultural Engineering)

- **Thematic area:** Others
- **Problem definition/Name of OFT:** Assessment of Drip Irrigation system in Chilli Cultivation

1.	<b>Title of On farm Trial</b>	Assessment of Drip Irrigation system in Chilli Cultivation
2.	<b>Problem diagnosed</b>	Less Irrigation Water Availability
3.	<b>Details of technologies selected for assessment/refinement (Mention either Assessed)</b>	<b>Farmer Practice:</b> Furrow Irrigation <b>TO1:</b> Single Row Crop with Single Lateral Line <b>TO2:</b> Double Row Crop with Single Lateral Line
4.	<b>Source of Technology (ICAR/ AICRP/SAU/other, please specify)</b>	IARI New Delhi
5.	<b>Production system</b>	Vegetable based production system and Water management
6.	<b>Thematic area</b>	Others
7.	<b>Performance indicators of the technology</b>	No of Irrigation, No of plant per sq m, fruit weight per gm, Yield (q/ha), Cost of cultivtaion, Gross return, Net Return, B:C
8.	<b>Final recommendation for micro level situation</b>	On farm trial was conducted on 10 farmers' field of village Gutuwa, Sehal Bansitoli, Chera, Tumsayroll & Arangloya during rabi 2024 to Assessment of Drip Irrigation system in Chilli Cultivation. The data collected during the trial clearly indicated that the minimum No of Irrigation (11 no), maximum Number of plant/meter <sup>2</sup> (7.57 plant/m <sup>2</sup> ) and maximum fruits weight per plant (gms) (118) was found under Technology option 2 i.e. Use of Double Row Crop with Single Lateral Line. In same Technology option (T2) maximum yield (94.48 q/ha), net income (Rs. 171012.2) and B:C ratio (1.95) was found. Which is significantly superior over T1 and T3. The percent yield enhancement 31.26 and 39.18 over FP and T2.
9.	<b>Constraints identified and feedback for research</b>	Unavailability of drip lateral in locality.
10.	<b>Process of farmers participation and their reaction</b>	Participatory and interactive, Regular field visit, Field day & Farmers' reaction was satisfactory
11.	<b>Area (ha)/ No of units</b>	1.3
12.	<b>No. of Trial/Replication</b>	10
13.	<b>OFT Start on</b>	Dec 2024
14.	<b>OFT End on</b>	Mar 2025
15.	<b>Critical Input</b>	Seed
16.	<b>Cost of OFT</b>	5000

## B. Results with Table and good quality photographs in jpg.

**Table 1 :**

Tehcnology Options	Proposed	Actual	No of Irrigation	Number of plant/meter <sup>2</sup>	Fruits weight per plant (gms)	Yield (q/ha)	Cost of cultivation (Rs./ha)	Gross return (Rs/ha)	Net return (Rs./ha)	BC ratio
Farmer Practice	0.03	0.03	13.2	5.87	113	67.88	72773	183276.00	110503	2.52
TO1	0.03	0.03	11.8	6.43	110	89.10	84073	240559.20	156486.20	2.86
TO2	0.03	0.03	11.3	7.57	118	94.48	84073	255085.20	171012.20	3.03

*Result:* On farm trial was conducted on 10 farmers' field of village Gutuwa, Sehal Bansitoli, Chera, Tumsayroll & Arangloya during rabi 2024 to Assessment of Drip Irrigation system in Chilli Cultivation. The data collected during the trial clearly indicated that the minimum No of Irrigation (11 no), maximum Number of plant/meter<sup>2</sup> (7.57 plant/m<sup>2</sup>) and maximum fruits weight per plant (gms) (118) was found under Technology option 2 i.e. Use of Double Row Crop with Single Lateral Line. In same Technology option (T2) maximum yield (94.48 q/ha), net income (Rs. 171012.2) and B:C ratio (1.95) was found. Which is significantly superior over T1 and T3. The percent yield enhancement 31.26 and 39.18 over FP and T2

### 2.2.15. OFT (Horticulture)

- **Thematic area:** Others if any specify
- **Problem definition/Name of OFT:** Assessment of Biomass Mulching in Mango

1.	<b>Title of On farm Trial</b>	Assessment of Biomass Mulching in Mango
2.	<b>Problem diagnosed</b>	Moisture stress leads yield losses in Mango

3.	<b>Details of technologies selected for assessment/refinement (Mention either Assessed)</b>	<b>Farmer Practice:</b> No mulching/ Litter fall of tree <b>TO1:</b> Taphrosia 1 kg dry Biomass/m <sup>2</sup> canopy (Plant spread) <b>TO2:</b> Grass/ Paddy straw/ Any local available mulching 15 cm thick (Plant spread) + Greece band 30 cm from GL
4.	<b>Source of Technology (ICAR/ AICRP/SAU/other, please specify)</b>	ICAR-FSRCHPR, Palndu, Ranchi
5.	<b>Production system</b>	Mango Production System and Mulching
6.	<b>Thematic area</b>	Others if any specify
7.	<b>Performance indicators of the technology</b>	Soil Moisture (%), Weed no. in 1st, 2nd and 3rd month, yield (q/ha), Cost of cultivation, Gross income, Net Return, B:C ratio
8.	<b>Final recommendation for micro level situation</b>	The On Farm Trail was conducted on 10 Farmers Field of Village Shivrajpur of Ghaghra Block During Rabi/ Perennial Crop (2024-25) to find Out mulching Maximizing The Fruit Yield and income. The data Collected during the trail Clearly indicated that minimum weed number (13.20) at 3rd month January 2025. Maximum Soil Moisture (20.32%), Maximum Fruit Yield (125 q / ha), net income (Rs. 246000) and B:C ratio (4.69) was found under Technology option 1 ( Taphrosia 1kg dry biomass/Square meter canopy ( Plant spread). The Present yield enhancement of 47.05 and 19.04 was found over FP and Technology option 2. Hence TO1 ( Taphrosia 1kg dry biomass/Square meter canopy ( Plant spread) is being recommended
9.	<b>Constraints identified and feedback for research</b>	1. Lack of knowledge about Taphrosia mulching . 2. More number of awareness is required about Taphrosia mulching
10.	<b>Process of farmers participation and their reaction</b>	1. Participatory and interactive. 2. Awareness about Taphrosia through field training 2. By Seeing the result of Taphrosia farmer of adjoining village was highly impressive
11.	<b>Area (ha)/ No of units</b>	0.075
12.	<b>No. of Trial/Replication</b>	10
13.	<b>OFT Start on</b>	Nov 2024
14.	<b>OFT End on</b>	Jun 2025
15.	<b>Critical Input</b>	Greece, Taphrosia leaf
16.	<b>Cost of OFT</b>	9500

## B. Results with Table and good quality photographs in jpg.

**Table 1 : Assessment of Biomass Mulching in Mango**

Tehcnology Options	Proposed	Actual	Soil Moisture (%) Before	Soil Moisture (%) After	Weed number in 1st Month Nov 2024	Weed number in 2nd Month Dec 2024	Weed number in 3rd Month Jan 2025	Yield (q/ha)	Cost of Cultivation (Rs/ha)	Gross income (Rs/ha)	Net Income (Rs/ha)	B:C ratio
Farmer Practice	0.025	0.025	10.24	15.25	28.60	33.50	42.50	85	61500	212500	151000	3.45
TO1	0.025	0.025	12.57	20.32	7.10	9.90	13.20	125	66500	312500	246000	4.69
TO2	0.025	0.025	11.28	17.45	9.30	12.30	17.30	105	63500	262500	199000	4.13

**Table 2 : NPK Status (Pre Avg N-203.17 (kg/ha), Pre Avg P2O5-11.25 (kg/ha), Pre Avg K2O-212.15 (kg/ha))**

Tehcnology Options	Avg N (kg/ha)	Avg P2O5 (Kg/ha)	Avg K2O (Kg/ha)
Farmer Practice	207.35	17.15	217.25
TO1	228.25	22.45	254.35
TO2	223.17	20.27	250.19

**Result:** The On Farm Trail was conducted on 10 Farmers Field of Village Shivrajpur of Ghaghra Block During Rabi/ Perennial Crop (2024-25) to find Out mulching Maximizing The Fruit Yield and income. The data Collected during the trail Clearly indicated that minimum weed number (13.20) at 3rd month January 2025. Maximum Soil Moisture (20.32%), Maximum Fruit Yield (125 q / ha), net income (Rs. 246000) and B:C ratio (4.69) was found under Technology option 1 ( Taphrosia 1kg dry biomass/Square meter canopy ( Plant spread). The Present yield enhancement of 47.05 and 19.04 was found over FP and Technology option 2. Hence TO1 ( Taphrosia 1kg dry biomass/Square meter canopy ( Plant spread) is being recommended





## ACHIEVEMENTS OF FRONTLINE DEMONSTRATIONS (FLD)

### A. Overall achievements of FLDs conducted during the year 2025

S. No.	Category	No. of FLD	Area	No. of beneficiaries	Yield in Demo (q/ha)	Yield in check (q/ha)
1.	Cereals of Crop Production	12	140.28	424	141.31	162.98
2.	Women Empowerment	1	0	20	0	0
3.	Sowing and planting tools and machineries	2	0.4	5	28.78	33.65
4.	Oilseeds of Crop Production	6	32	89	17.49	22.55
5.	Pulses of Crop Production	5	36	521	12.12	18.13
6.	Horticultural Crops	11	5.5	73	304.37	483.48
7.	Livestock	2	0	76	0	0
8.	Fisheries	1	17	17	8.94	12.6
9.	Other Enterprises	2	0	57	0	0
<b>Grand Total</b>		42	231.18	1282	513.01	733.39

### B. Details of FLDs conducted during the year 2025





Category	Thematic Area	Name of the technology demonstrated	No. of Demonstration	No. of Farmers	Area(ha)	Yield (q/ha)		% Increase	Other parameters		Economics of demonstration (Rs./ha)				Economics of check (Rs./ha)				
						Demo	Check		Demo	Check	Gross Cost	Gross Return	Net Return	BCR	Gross Cost	Gross Return	Net Return	BCR	
Others	Production and Management	Fodder production Napier (Variety-Pusa Joint)	3	26															

\* Economics to be worked out based on total cost of production per unit area and not on critical inputs alone.

\*\* BCR= GROSS RETURN/GROSS COST

## 7. Fisheries

Category	Thematic Area	Name of the technology demonstrated	No. of Demonstration	No. of Farmers	Area(ha)	Yield (q/ha)		% Increase	Other parameters		Economics of demonstration (Rs./ha)				Economics of check (Rs./ha)			
						Demo	Check		Demo	Check	Gross Cost	Gross Return	Net Return	BCR	Gross Cost	Gross Return	Net Return	BCR
Fishery	Fisheries management	Composite Fish	17	17	17	12.60	8.94	40.94	0	0	61000	315000	254000	5.16	56000	223500	167500	3.99

\* Economics to be worked out based on total cost of production per unit area and not on critical inputs alone.

\*\* BCR= GROSS RETURN/GROSS COST

## 8. Other Enterprises

Category	Thematic Area	Name of the technology demonstrated	No. of Demonstration	No. of Farmers	Number	Yield (q/ha)		% Increase	Other parameters		Economics of demonstration (Rs./ha)				Economics of check (Rs./ha)				
						Demo	Check		Demo	Check	Gross Cost	Gross Return	Net Return	BCR	Gross Cost	Gross Return	Net Return	BCR	
Mushroom	Small Scale Income Generation Enterprises	Oyster Mushroom	40	40															
Vermicompost	Small Scale Income Generation Enterprises	Vermiculture	17	17															

\* Economics to be worked out based on total cost of production per unit area and not on critical inputs alone.

\*\* BCR= GROSS RETURN/GROSS COST

## 9. Women Empowerment

Name of technology	No. of demonstrations	Name of technology	Observations		No. of Beneficiaries
			Demo	Check	
Nutrigarden	20	Nutrition Garden			20

\* Economics to be worked out based on total cost of production per unit area and not on critical inputs alone.

\*\* BCR= GROSS RETURN/GROSS COST

## 10. Sowing and planting tools and machineries

Category	No. of demonstrations	Name of the implement	Crop	No. of Farmer	Area (ha)	Observations		% change in major parameter	Labor reduction (man days)	Cost reduction (Rs. /ha or Rs. /Unit)
						Demo	Check			
Sowing and planting tools and machineries	1	Zero Tillage	Wheat	1	0.4	33.65	28.78	16.92	38	45340

\* Economics to be worked out based on total cost of production per unit area and not on critical inputs alone.

\*\* BCR= GROSS RETURN/GROSS COST

## 11. Sowing and planting tools and machineries

Category	No. of demonstrations	Name of the implement	Crop	No. of Farmer	Area (ha)	Observations		% change in major parameter	Labor reduction (man days)	Cost reduction (Rs. /ha or Rs. /Unit)
						Demo	Check			
Sowing and planting tools and machineries	5	Zero Tillage	Mustard	4						

\* Economics to be worked out based on total cost of production per unit area and not on critical inputs alone.

\*\* BCR= GROSS RETURN/GROSS COST

## Extension and Training activities under FLD

Sl.No.	Activity	Date (No.)	No. of activities organized	Number of participants	Remarks
1	Farmers Training	2025-03-03	01	28	Improve production technology of resilient crop Greengram
2	Farmers Training	2025-03-18	01	15	Improve production technology on resilient crop Greengram
3	Farmers Training	2025-03-21	01	10	Improve production technology on resilient crop greengram
4	Field days	2025-10-23	1	33	-
5	Field days	2025-10-24	1	43	-
6	Field days	2025-10-25	1	15	-
7	Field days	2025-10-28	1	37	-
8	Field days	2025-10-30	1	69	-
9	Field days	2025-11-03	1	16	-
10	Field days	2025-11-03	1	18	-
11	Field days	2025-11-04	1	37	-
12	Field days	2025-11-05	1	20	-
13	Field days	2025-11-05	1	20	-
14	Field days	2025-11-19	1	15	-
15	Farmers Training	2025-06-14	1	22	-
16	Farmers Training	2025-06-16	1	23	-
17	Farmers Training	2025-08-18	-	20	-
18	Farmers Training	2025-08-18	1	17	-
19	Farmers Training	2025-08-18	1	17	-
20	Farmers Training	2025-08-18	1	14	-
21	Farmers Training	2025-08-18	1	10	-
22	Farmers Training	2025-08-19	-	30	-
23	Farmers Training	2025-08-20	1	9	-
24	Farmers Training	2025-06-19	1	27	-
25	Farmers Training	2025-06-20	1	23	-
26	Farmers Training	2025-08-02	1	32	-
27	Farmers Training	2025-06-23	1	6	-
28	Farmers Training	2025-06-25	1	9	-

## Technical Feedback on the demonstrated technologies (if any)

Sl.No.	Crop	Feed Back
1	Greengram	More no of pod and YMV resistant
2	Paddy	1. Resistant variety of Bacterial leaf blight disease should be developed
3	Paddy	1. No. of unfilled grain is more
4	Ragi	1. 10-12% crop was affected from blast disease
5	Niger	Overall crop performance is satisfactory however Cuscuta resistant variety may improve the productivity of Niger
6	Wheat	Suitable variety for timely sown condition in midland area of district

## Technical Achievement Summary

OFT															
No. of Technologies Tested															
No. of OFTs				No. of Farmers											
Target	Achievement	No. of Location	No. of Trials	Target	Achievement										
					General		OBC		SC		ST		Total		
					M	F	M	F	M	F	M	F	M	F	T
12	15	0	42	120	0	0	5	13	0	0	68	137	73	150	223

FLD														
No. of Technologies Demonstrated														
Number of FLDs				Number of Farmers										
Target	Achievement	Area	Target	Achievement										
				General		OBC		SC		ST		Total		
				M	F	M	F	M	F	M	F	M	F	T
0	19	225.18	0	0	0	32	23	8	8	260	308	300	339	639

Training	
Number of Courses	Number of Participants

Target	Achievement	Target	Achievement										
			General		OBC		SC		ST		Total		
			M	F	M	F	M	F	M	F	M	F	T
120	268	2100	25	5	461	255	293	290	2755	2788	3534	3338	6872

Extension Activities													
Number of Activities			Number of Participants										
Target	Achievement	Target	Achievement										
			General		OBC		SC		ST		Total		
			M	F	M	F	M	F	M	F	M	F	T
372	159	3769	1	0	2860	1691	482	341	18001	13839	21344	15871	37215

Seed Production(q)*													
Target	Quantity	Value	Number of Participants										
			General		OBC		SC		ST		Total		
			M	F	M	F	M	F	M	F	M	F	T
169	11035	267728	0	0	0	0	0	0	0	0	0	0	0

Planting Material (in Lakh)*													
Target	Quantity	Value	Number of Participants										
			General		OBC		SC		ST		Total		
			M	F	M	F	M	F	M	F	M	F	T
72000	63625	45943.75	0	0	0	0	6	0	130	0	136	0	136

Livestock Strains and Fish Fingerlings Produced (in Lakh)*													
Target	Quantity	Value	Number of Participants										
			General		OBC		SC		ST		Total		
			M	F	M	F	M	F	M	F	M	F	T
25000	32	162155	0	0	0	0	0	0	0	0	0	0	0

Soil, Water, Plants, Manures Samples Tested(in Lakh)													
Target	Achievement	Number of Participants											
		General		OBC		SC		ST		Total			
		M	F	M	F	M	F	M	F	M	F	T	
0	2387	18	11	54	16	16	7	1847	418	1935	452	2387	

### 3.4 ACHIEVEMENTS ON TRAINING /CAPACITY BUILDING PROGRAMMES

(Mandated KVK trainings/sponsored training /FLD training programmes)

#### A) Consolidated table (ON and OFF Campus)

##### 1. Farmers and Farm Women

Thematic Area	No. of Courses	No. of Participants												Grand Total		
		General			OBC			SC			ST			M	F	T
		M	F	T	M	F	T	M	F	T	M	F	T			
<b>Crop Production</b>	-	-	-	-	-	-	-	-	-	-	-	-	-	-	-	-
Weed Management	1	0	0	0	0	0	0	0	0	0	20	0	20	20	0	20
Resource Conservation Technologies	2	0	0	0	0	0	0	0	0	0	47	19	66	47	19	66
Cropping Systems	1	0	0	0	0	0	0	0	0	0	18	11	29	18	11	29
Crop Diversification	1	0	0	0	5	0	5	0	0	0	33	0	33	38	0	38
Integrated Farming	1	0	0	0	0	0	0	0	0	0	26	0	26	26	0	26
Water Management	1	17	3	20	0	0	0	0	0	0	12	1	13	29	4	33
Integrated Crop Management	72	0	0	0	112	61	173	5	3	8	764	836	1600	881	900	1781
Production of Organic Inputs	2	0	0	0	0	0	0	0	0	0	36	24	60	36	24	60
Any Others (If Any)	4	0	0	0	9	9	18	0	0	0	78	26	104	87	35	122
<b>Sub Total</b>	<b>85</b>	<b>17</b>	<b>3</b>	<b>20</b>	<b>126</b>	<b>70</b>	<b>196</b>	<b>5</b>	<b>3</b>	<b>8</b>	<b>1034</b>	<b>917</b>	<b>1951</b>	<b>1182</b>	<b>993</b>	<b>2175</b>
<b>Horticulture (Vegetable Crops)</b>	-	-	-	-	-	-	-	-	-	-	-	-	-	-	-	-
Production of Low Volume and High Value Crops	2	0	0	0	8	0	8	8	16	24	25	0	25	41	16	57
Nursery Raising	1	0	0	0	0	0	0	0	0	0	9	11	20	9	11	20
Grading and Standardization	1	0	0	0	0	0	0	0	0	0	18	8	26	18	8	26
Protective Cultivation (Green Houses, Shade Net Etc.)	1	0	0	0	1	1	2	0	0	0	17	8	25	18	9	27
Others, If Any (Cultivation Of Vegetable)	26	0	0	0	18	18	36	29	79	108	139	319	458	186	416	602

Thematic Area	No. of Courses	No. of Participants												Grand Total		
		General			OBC			SC			ST					
		M	F	T	M	F	T	M	F	T	M	F	T	M	F	T
Exotic vegetables	1	0	0	0	12	0	12	0	0	0	13	0	13	25	0	25
<b>Sub Total</b>	<b>32</b>	<b>0</b>	<b>0</b>	<b>0</b>	<b>39</b>	<b>19</b>	<b>58</b>	<b>37</b>	<b>95</b>	<b>132</b>	<b>221</b>	<b>346</b>	<b>567</b>	<b>297</b>	<b>460</b>	<b>757</b>
<b>Horticulture (Fruits)</b>	-	-	-	-	-	-	-	-	-	-	-	-	-	-	-	-
Layout and Management of Orchards	1	0	0	0	0	0	0	0	0	0	0	26	26	0	26	26
Cultivation Of Fruit	10	0	0	0	3	27	30	0	23	23	26	186	212	29	236	265
Others, If Any	1	0	0	0	0	0	0	0	0	0	59	19	78	59	19	78
<b>Sub Total</b>	<b>12</b>	<b>0</b>	<b>0</b>	<b>0</b>	<b>3</b>	<b>27</b>	<b>30</b>	<b>0</b>	<b>23</b>	<b>23</b>	<b>85</b>	<b>231</b>	<b>316</b>	<b>88</b>	<b>281</b>	<b>369</b>
<b>Horticulture (Ornamental Plants)</b>	-	-	-	-	-	-	-	-	-	-	-	-	-	-	-	-
Management of Potted Plants	1	0	0	0	0	0	0	0	0	0	0	25	25	0	25	25
<b>Sub Total</b>	<b>1</b>	<b>0</b>	<b>0</b>	<b>0</b>	<b>0</b>	<b>0</b>	<b>0</b>	<b>0</b>	<b>0</b>	<b>0</b>	<b>0</b>	<b>25</b>	<b>25</b>	<b>0</b>	<b>25</b>	<b>25</b>
<b>Horticulture (Medicinal And Aromatic Plants)</b>	-	-	-	-	-	-	-	-	-	-	-	-	-	-	-	-
Production And Management Technology	1	3	0	3	0	0	0	0	0	0	18	4	22	21	4	25
<b>Sub Total</b>	<b>1</b>	<b>3</b>	<b>0</b>	<b>3</b>	<b>0</b>	<b>0</b>	<b>0</b>	<b>0</b>	<b>0</b>	<b>0</b>	<b>18</b>	<b>4</b>	<b>22</b>	<b>21</b>	<b>4</b>	<b>25</b>
<b>Soil Health and Fertility Management</b>	-	-	-	-	-	-	-	-	-	-	-	-	-	-	-	-
Soil Fertility Management	6	0	0	0	6	34	40	0	0	0	59	78	137	65	112	177
Integrated Nutrient Management	5	0	0	0	7	1	8	0	0	0	92	49	141	99	50	149
Production And Use Of Organic Inputs	3	0	0	0	5	1	6	0	0	0	43	45	88	48	46	94
Management Of Problematic Soils	1	0	0	0	0	0	0	0	0	0	10	25	35	10	25	35
Micro Nutrient Deficiency In Crops	1	0	0	0	0	0	0	0	0	0	9	15	24	9	15	24
Soil And Water Testing	1	0	0	0	0	0	0	0	0	0	12	25	37	12	25	37
Others, If Any	3	0	0	0	0	0	0	0	0	0	43	14	57	43	14	57
Balance Use of fertilizer	2	0	0	0	0	0	0	0	0	0	23	21	44	23	21	44
<b>Sub Total</b>	<b>22</b>	<b>0</b>	<b>0</b>	<b>0</b>	<b>18</b>	<b>36</b>	<b>54</b>	<b>0</b>	<b>0</b>	<b>0</b>	<b>291</b>	<b>272</b>	<b>563</b>	<b>309</b>	<b>308</b>	<b>617</b>
<b>Livestock Production and Management</b>	-	-	-	-	-	-	-	-	-	-	-	-	-	-	-	-
Dairy Management	2	0	0	0	6	5	11	2	1	3	25	11	36	33	17	50
Poultry Management	1	0	0	0	0	0	0	0	0	0	17	21	38	17	21	38
Piggery Management	2	0	0	0	0	0	0	1	3	4	19	13	32	20	16	36
Goat Farming	6	3	2	5	16	15	31	1	1	2	66	17	83	86	35	121
Others, If Any	7	0	0	0	7	9	16	1	0	1	101	57	158	109	66	175
<b>Sub Total</b>	<b>18</b>	<b>3</b>	<b>2</b>	<b>5</b>	<b>29</b>	<b>29</b>	<b>58</b>	<b>5</b>	<b>5</b>	<b>10</b>	<b>228</b>	<b>119</b>	<b>347</b>	<b>265</b>	<b>155</b>	<b>420</b>
<b>Home Science/Women Empowerment</b>	-	-	-	-	-	-	-	-	-	-	-	-	-	-	-	-
Household Food Security By Kitchen Gardening And Nutrition Gardening	4	0	0	0	0	0	0	0	0	0	0	81	81	0	81	81
Designing And Development For High Nutrient Efficiency Diet	3	0	0	0	0	1	1	0	0	0	0	68	68	0	69	69
Value Addition	4	0	0	0	0	0	0	0	0	0	0	96	96	0	96	96
Others, If Any	1	0	0	0	0	0	0	0	0	0	0	24	24	0	24	24
<b>Sub Total</b>	<b>12</b>	<b>0</b>	<b>0</b>	<b>0</b>	<b>0</b>	<b>1</b>	<b>1</b>	<b>0</b>	<b>0</b>	<b>0</b>	<b>0</b>	<b>269</b>	<b>269</b>	<b>0</b>	<b>270</b>	<b>270</b>
<b>Agril. Engineering</b>	-	-	-	-	-	-	-	-	-	-	-	-	-	-	-	-
Installation And Maintenance Of Micro Irrigation Systems	2	0	0	0	0	0	0	29	7	36	0	0	0	29	7	36
Use Of Plastics In Farming Practices	1	0	0	0	0	0	0	0	0	0	18	7	25	18	7	25
Others, If Any	10	0	0	0	5	0	5	140	84	224	24	39	63	169	123	292
<b>Sub Total</b>	<b>13</b>	<b>0</b>	<b>0</b>	<b>0</b>	<b>5</b>	<b>0</b>	<b>5</b>	<b>169</b>	<b>91</b>	<b>260</b>	<b>42</b>	<b>46</b>	<b>88</b>	<b>216</b>	<b>137</b>	<b>353</b>
<b>Plant Protection</b>	-	-	-	-	-	-	-	-	-	-	-	-	-	-	-	-
Integrated Pest Management	7	2	0	2	7	7	14	21	25	46	85	29	114	115	61	176
Bio-Control Of Pests And Diseases	1	0	0	0	0	0	0	21	25	46	0	0	0	21	25	46
Others, If Any	6	0	0	0	1	2	3	0	0	0	116	56	172	117	58	175
<b>Sub Total</b>	<b>14</b>	<b>2</b>	<b>0</b>	<b>2</b>	<b>8</b>	<b>9</b>	<b>17</b>	<b>42</b>	<b>50</b>	<b>92</b>	<b>201</b>	<b>85</b>	<b>286</b>	<b>253</b>	<b>144</b>	<b>397</b>
<b>Capacity Building and Group Dynamics</b>	-	-	-	-	-	-	-	-	-	-	-	-	-	-	-	-
Formation And Management Of Shgs	1	0	0	0	0	0	0	0	0	0	0	25	25	0	25	25
Others, If Any	1	0	0	0	0	0	0	0	0	0	0	21	21	0	21	21
<b>Sub Total</b>	<b>2</b>	<b>0</b>	<b>0</b>	<b>0</b>	<b>0</b>	<b>0</b>	<b>0</b>	<b>0</b>	<b>0</b>	<b>0</b>	<b>0</b>	<b>46</b>	<b>46</b>	<b>0</b>	<b>46</b>	<b>46</b>
<b>Grand Total</b>	<b>212</b>	<b>25</b>	<b>5</b>	<b>30</b>	<b>228</b>	<b>191</b>	<b>419</b>	<b>258</b>	<b>267</b>	<b>525</b>	<b>2120</b>	<b>2360</b>	<b>4480</b>	<b>2631</b>	<b>2823</b>	<b>5454</b>

## 2. Rural Youth

Thematic Area	No. of Courses	No. of Participants												Grand Total		
		General			OBC			SC			ST					
		M	F	T	M	F	T	M	F	T	M	F	T	M	F	T
<b>Rural Youth</b>	-	-	-	-	-	-	-	-	-	-	-	-	-	-	-	-
Mushroom Production	2	0	0	0	0	2	2	0	0	0	0	37	37	0	39	39
Bee-Keeping	2	0	0	0	0	0	0	0	0	0	31	2	33	31	2	33
Planting Material Production	1	0	0	0	3	0	3	0	0	0	12	0	12	15	0	15
Vermi-Culture	5	0	0	0	13	5	18	1	0	1	55	25	80	69	30	99
Protected Cultivation of Vegetable Crops	1	0	0	0	0	0	0	0	0	0	10	10	20	10	10	20
Commercial Fruit Production	1	0	0	0	0	0	0	0	0	0	10	10	20	10	10	20
Nursery Management Of Horticulture Crops	1	0	0	0	4	1	5	1	0	1	13	6	19	18	7	25
Value Addition	5	0	0	0	0	0	0	12	7	19	0	93	93	12	100	112

Thematic Area	No. of Courses	No. of Participants												Grand Total		
		General			OBC			SC			ST			M	F	T
		M	F	T	M	F	T	M	F	T	M	F	T			
Dairying	1	0	0	0	2	0	2	0	0	0	3	15	18	5	15	20
Sheep and Goat Rearing	2	0	0	0	11	9	20	0	0	0	5	12	17	16	21	37
Piggery	3	0	0	0	3	2	5	2	2	4	45	11	56	50	15	65
Para Vets	4	0	0	0	22	10	32	1	1	2	45	14	59	68	25	93
Tailoring and Stitching	1	0	0	0	0	0	0	0	0	0	0	20	20	0	20	20
Any Other	15	0	0	0	74	25	99	12	13	25	188	40	228	274	78	352
<b>Grand Total</b>	<b>44</b>	<b>0</b>	<b>0</b>	<b>0</b>	<b>132</b>	<b>54</b>	<b>186</b>	<b>29</b>	<b>23</b>	<b>52</b>	<b>417</b>	<b>295</b>	<b>712</b>	<b>578</b>	<b>372</b>	<b>950</b>

### 3. Extension Personnel

Thematic Area	No. of Courses	No. of Participants												Grand Total		
		General			OBC			SC			ST			M	F	T
		M	F	T	M	F	T	M	F	T	M	F	T			
Extension Personnel	-	-	-	-	-	-	-	-	-	-	-	-	-	-	-	-
Any Other	12	0	0	0	101	10	111	6	0	6	218	133	351	325	143	468
<b>Grand Total</b>	<b>12</b>	<b>0</b>	<b>0</b>	<b>0</b>	<b>101</b>	<b>10</b>	<b>111</b>	<b>6</b>	<b>0</b>	<b>6</b>	<b>218</b>	<b>133</b>	<b>351</b>	<b>325</b>	<b>143</b>	<b>468</b>

## B) Training Wise Details

### 1. Farmers and Farm Women (On Campus)

Thematic Area	No. of Courses	No. of Participants												Grand Total		
		General			OBC			SC			ST			M	F	T
		M	F	T	M	F	T	M	F	T	M	F	T			
<b>Crop Production</b>	-	-	-	-	-	-	-	-	-	-	-	-	-	-	-	-
Weed Management	1	0	0	0	0	0	0	0	0	0	20	0	20	20	0	20
Crop Diversification	1	0	0	0	5	0	5	0	0	0	33	0	33	38	0	38
Integrated Crop Management	56	0	0	0	97	54	151	2	1	3	538	670	1208	637	725	1362
Any Others (If Any)	1	0	0	0	6	0	6	0	0	0	20	4	24	26	4	30
<b>Sub Total</b>	<b>59</b>	<b>0</b>	<b>0</b>	<b>0</b>	<b>108</b>	<b>54</b>	<b>162</b>	<b>2</b>	<b>1</b>	<b>3</b>	<b>611</b>	<b>674</b>	<b>1285</b>	<b>721</b>	<b>729</b>	<b>1450</b>
<b>Horticulture (Vegetable Crops)</b>	-	-	-	-	-	-	-	-	-	-	-	-	-	-	-	-
Production of Low Volume and High Value Crops	2	0	0	0	8	0	8	8	16	24	25	0	25	41	16	57
Nursery Raising	1	0	0	0	0	0	0	0	0	0	9	11	20	9	11	20
Grading and Standardization	1	0	0	0	0	0	0	0	0	0	18	8	26	18	8	26
Protective Cultivation (Green Houses, Shade Net Etc.)	1	0	0	0	1	1	2	0	0	0	17	8	25	18	9	27
Others, If Any (Cultivation Of Vegetable)	7	0	0	0	1	0	1	20	30	50	36	78	114	57	108	165
Exotic vegetables	1	0	0	0	12	0	12	0	0	0	13	0	13	25	0	25
<b>Sub Total</b>	<b>13</b>	<b>0</b>	<b>0</b>	<b>0</b>	<b>22</b>	<b>1</b>	<b>23</b>	<b>28</b>	<b>46</b>	<b>74</b>	<b>118</b>	<b>105</b>	<b>223</b>	<b>168</b>	<b>152</b>	<b>320</b>
<b>Horticulture (Fruits)</b>	-	-	-	-	-	-	-	-	-	-	-	-	-	-	-	-
Layout and Management of Orchards	1	0	0	0	0	0	0	0	0	0	0	26	26	0	26	26
Cultivation Of Fruit	4	0	0	0	0	0	0	0	0	0	3	72	75	3	72	75
Others, If Any	1	0	0	0	0	0	0	0	0	0	59	19	78	59	19	78
<b>Sub Total</b>	<b>6</b>	<b>0</b>	<b>0</b>	<b>0</b>	<b>0</b>	<b>0</b>	<b>0</b>	<b>0</b>	<b>0</b>	<b>0</b>	<b>62</b>	<b>117</b>	<b>179</b>	<b>62</b>	<b>117</b>	<b>179</b>
<b>Horticulture (Ornamental Plants)</b>	-	-	-	-	-	-	-	-	-	-	-	-	-	-	-	-
Management of Potted Plants	1	0	0	0	0	0	0	0	0	0	0	25	25	0	25	25
<b>Sub Total</b>	<b>1</b>	<b>0</b>	<b>0</b>	<b>0</b>	<b>0</b>	<b>0</b>	<b>0</b>	<b>0</b>	<b>0</b>	<b>0</b>	<b>0</b>	<b>25</b>	<b>25</b>	<b>0</b>	<b>25</b>	<b>25</b>
<b>Horticulture (Medicinal And Aromatic Plants)</b>	-	-	-	-	-	-	-	-	-	-	-	-	-	-	-	-
Production And Management Technology	1	3	0	3	0	0	0	0	0	0	18	4	22	21	4	25
<b>Sub Total</b>	<b>1</b>	<b>3</b>	<b>0</b>	<b>3</b>	<b>0</b>	<b>0</b>	<b>0</b>	<b>0</b>	<b>0</b>	<b>0</b>	<b>18</b>	<b>4</b>	<b>22</b>	<b>21</b>	<b>4</b>	<b>25</b>
<b>Soil Health and Fertility Management</b>	-	-	-	-	-	-	-	-	-	-	-	-	-	-	-	-
Soil Fertility Management	3	0	0	0	3	18	21	0	0	0	28	32	60	31	50	81
Integrated Nutrient Management	4	0	0	0	4	0	4	0	0	0	86	34	120	90	34	124
Production And Use Of Organic Inputs	2	0	0	0	5	1	6	0	0	0	14	29	43	19	30	49
Others, If Any	3	0	0	0	0	0	0	0	0	0	43	14	57	43	14	57
Balance Use of fertilizer	2	0	0	0	0	0	0	0	0	0	23	21	44	23	21	44
<b>Sub Total</b>	<b>14</b>	<b>0</b>	<b>0</b>	<b>0</b>	<b>12</b>	<b>19</b>	<b>31</b>	<b>0</b>	<b>0</b>	<b>0</b>	<b>194</b>	<b>130</b>	<b>324</b>	<b>206</b>	<b>149</b>	<b>355</b>
<b>Livestock Production and Management</b>	-	-	-	-	-	-	-	-	-	-	-	-	-	-	-	-
Dairy Management	2	0	0	0	6	5	11	2	1	3	25	11	36	33	17	50
Piggery Management	2	0	0	0	0	0	0	1	3	4	19	13	32	20	16	36
Goat Farming	5	0	0	0	16	15	31	1	1	2	55	12	67	72	28	100
Others, If Any	6	0	0	0	3	6	9	1	0	1	93	44	137	97	50	147
<b>Sub Total</b>	<b>15</b>	<b>0</b>	<b>0</b>	<b>0</b>	<b>25</b>	<b>26</b>	<b>51</b>	<b>5</b>	<b>5</b>	<b>10</b>	<b>192</b>	<b>80</b>	<b>272</b>	<b>222</b>	<b>111</b>	<b>333</b>
<b>Home Science/Women Empowerment</b>	-	-	-	-	-	-	-	-	-	-	-	-	-	-	-	-
Household Food Security By Kitchen Gardening And Nutrition Gardening	3	0	0	0	0	0	0	0	0	0	0	69	69	0	69	69

Thematic Area	No. of Courses	No. of Participants												Grand Total		
		General			OBC			SC			ST			M	F	T
		M	F	T	M	F	T	M	F	T	M	F	T			
Designing And Development For High Nutrient Efficiency Diet	3	0	0	0	0	1	1	0	0	0	0	68	68	0	69	69
Value Addition	3	0	0	0	0	0	0	0	0	0	0	71	71	0	71	71
Others, If Any	1	0	0	0	0	0	0	0	0	0	0	24	24	0	24	24
<b>Sub Total</b>	<b>10</b>	<b>0</b>	<b>0</b>	<b>0</b>	<b>0</b>	<b>1</b>	<b>1</b>	<b>0</b>	<b>0</b>	<b>0</b>	<b>0</b>	<b>232</b>	<b>232</b>	<b>0</b>	<b>233</b>	<b>233</b>
<b>Agril. Engineering</b>	-	-	-	-	-	-	-	-	-	-	-	-	-	-	-	-
Installation And Maintenance Of Micro Irrigation Systems	2	0	0	0	0	0	0	29	7	36	0	0	0	29	7	36
Use Of Plastics In Farming Practices	1	0	0	0	0	0	0	0	0	0	18	7	25	18	7	25
Others, If Any	10	0	0	0	5	0	5	140	84	224	24	39	63	169	123	292
<b>Sub Total</b>	<b>13</b>	<b>0</b>	<b>0</b>	<b>0</b>	<b>5</b>	<b>0</b>	<b>5</b>	<b>169</b>	<b>91</b>	<b>260</b>	<b>42</b>	<b>46</b>	<b>88</b>	<b>216</b>	<b>137</b>	<b>353</b>
<b>Plant Protection</b>	-	-	-	-	-	-	-	-	-	-	-	-	-	-	-	-
Integrated Pest Management	6	2	0	2	3	7	10	21	25	46	75	13	88	101	45	146
Bio-Control Of Pests And Diseases	1	0	0	0	0	0	0	21	25	46	0	0	0	21	25	46
Others, If Any	3	0	0	0	1	2	3	0	0	0	46	36	82	47	38	85
<b>Sub Total</b>	<b>10</b>	<b>2</b>	<b>0</b>	<b>2</b>	<b>4</b>	<b>9</b>	<b>13</b>	<b>42</b>	<b>50</b>	<b>92</b>	<b>121</b>	<b>49</b>	<b>170</b>	<b>169</b>	<b>108</b>	<b>277</b>
<b>Capacity Building and Group Dynamics</b>	-	-	-	-	-	-	-	-	-	-	-	-	-	-	-	-
Formation And Management Of Shgs	1	0	0	0	0	0	0	0	0	0	0	25	25	0	25	25
Others, If Any	1	0	0	0	0	0	0	0	0	0	0	21	21	0	21	21
<b>Sub Total</b>	<b>2</b>	<b>0</b>	<b>0</b>	<b>0</b>	<b>0</b>	<b>0</b>	<b>0</b>	<b>0</b>	<b>0</b>	<b>0</b>	<b>0</b>	<b>46</b>	<b>46</b>	<b>0</b>	<b>46</b>	<b>46</b>
<b>Grand Total</b>	<b>144</b>	<b>5</b>	<b>0</b>	<b>5</b>	<b>176</b>	<b>110</b>	<b>286</b>	<b>246</b>	<b>193</b>	<b>439</b>	<b>1358</b>	<b>1508</b>	<b>2866</b>	<b>1785</b>	<b>1811</b>	<b>3596</b>

## 2. Rural Youth (On Campus)

Thematic Area	No. of Courses	No. of Participants												Grand Total		
		General			OBC			SC			ST			M	F	T
		M	F	T	M	F	T	M	F	T	M	F	T			
<b>Rural Youth</b>	-	-	-	-	-	-	-	-	-	-	-	-	-	-	-	-
Mushroom Production	2	0	0	0	0	2	2	0	0	0	0	37	37	0	39	39
Bee-Keeping	2	0	0	0	0	0	0	0	0	0	31	2	33	31	2	33
Planting Material Production	1	0	0	0	3	0	3	0	0	0	12	0	12	15	0	15
Vermi-Culture	5	0	0	0	13	5	18	1	0	1	55	25	80	69	30	99
Protected Cultivation of Vegetable Crops	1	0	0	0	0	0	0	0	0	0	10	10	20	10	10	20
Commercial Fruit Production	1	0	0	0	0	0	0	0	0	0	10	10	20	10	10	20
Nursery Management Of Horticulture Crops	1	0	0	0	4	1	5	1	0	1	13	6	19	18	7	25
Value Addition	5	0	0	0	0	0	0	12	7	19	0	93	93	12	100	112
Dairying	1	0	0	0	2	0	2	0	0	0	3	15	18	5	15	20
Sheep and Goat Rearing	2	0	0	0	11	9	20	0	0	0	5	12	17	16	21	37
Piggery	3	0	0	0	3	2	5	2	2	4	45	11	56	50	15	65
Para Vets	4	0	0	0	22	10	32	1	1	2	45	14	59	68	25	93
Tailoring and Stitching	1	0	0	0	0	0	0	0	0	0	0	20	20	0	20	20
Any Other	15	0	0	0	74	25	99	12	13	25	188	40	228	274	78	352
<b>Sub Total</b>	<b>44</b>	<b>0</b>	<b>0</b>	<b>0</b>	<b>132</b>	<b>54</b>	<b>186</b>	<b>29</b>	<b>23</b>	<b>52</b>	<b>417</b>	<b>295</b>	<b>712</b>	<b>578</b>	<b>372</b>	<b>950</b>
<b>Grand Total</b>	<b>44</b>	<b>0</b>	<b>0</b>	<b>0</b>	<b>132</b>	<b>54</b>	<b>186</b>	<b>29</b>	<b>23</b>	<b>52</b>	<b>417</b>	<b>295</b>	<b>712</b>	<b>578</b>	<b>372</b>	<b>950</b>

## 3. Extension Personnel (On Campus)

Thematic Area	No. of Courses	No. of Participants												Grand Total		
		General			OBC			SC			ST			M	F	T
		M	F	T	M	F	T	M	F	T	M	F	T			

## 4. Farmers and Farm Women (Off Campus)

Thematic Area	No. of Courses	No. of Participants												Grand Total		
		General			OBC			SC			ST			M	F	T
		M	F	T	M	F	T	M	F	T	M	F	T			
<b>Crop Production</b>	-	-	-	-	-	-	-	-	-	-	-	-	-	-	-	-
Resource Conservation Technologies	2	0	0	0	0	0	0	0	0	0	47	19	66	47	19	66
Cropping Systems	1	0	0	0	0	0	0	0	0	0	18	11	29	18	11	29
Integrated Farming	1	0	0	0	0	0	0	0	0	0	26	0	26	26	0	26
Water Management	1	17	3	20	0	0	0	0	0	0	12	1	13	29	4	33
Integrated Crop Management	16	0	0	0	15	7	22	3	2	5	226	166	392	244	175	419
Production of Organic Inputs	2	0	0	0	0	0	0	0	0	0	36	24	60	36	24	60
Any Others (If Any)	3	0	0	0	3	9	12	0	0	0	58	22	80	61	31	92
<b>Sub Total</b>	<b>26</b>	<b>17</b>	<b>3</b>	<b>20</b>	<b>18</b>	<b>16</b>	<b>34</b>	<b>3</b>	<b>2</b>	<b>5</b>	<b>423</b>	<b>243</b>	<b>666</b>	<b>461</b>	<b>264</b>	<b>725</b>
<b>Horticulture (Vegetable Crops)</b>	-	-	-	-	-	-	-	-	-	-	-	-	-	-	-	-

Thematic Area	No. of Courses	No. of Participants												Grand Total		
		General			OBC			SC			ST			M	F	T
		M	F	T	M	F	T	M	F	T	M	F	T			
Others, If Any (Cultivation Of Vegetable)	19	0	0	0	17	18	35	9	49	58	103	241	344	129	308	437
<b>Sub Total</b>	<b>19</b>	<b>0</b>	<b>0</b>	<b>0</b>	<b>17</b>	<b>18</b>	<b>35</b>	<b>9</b>	<b>49</b>	<b>58</b>	<b>103</b>	<b>241</b>	<b>344</b>	<b>129</b>	<b>308</b>	<b>437</b>
<b>Horticulture (Fruits)</b>	-	-	-	-	-	-	-	-	-	-	-	-	-	-	-	-
Cultivation Of Fruit	6	0	0	0	3	27	30	0	23	23	23	114	137	26	164	190
<b>Sub Total</b>	<b>6</b>	<b>0</b>	<b>0</b>	<b>0</b>	<b>3</b>	<b>27</b>	<b>30</b>	<b>0</b>	<b>23</b>	<b>23</b>	<b>23</b>	<b>114</b>	<b>137</b>	<b>26</b>	<b>164</b>	<b>190</b>
<b>Soil Health and Fertility Management</b>	-	-	-	-	-	-	-	-	-	-	-	-	-	-	-	-
Soil Fertility Management	3	0	0	0	3	16	19	0	0	0	31	46	77	34	62	96
Integrated Nutrient Management	1	0	0	0	3	1	4	0	0	0	6	15	21	9	16	25
Production And Use Of Organic Inputs	1	0	0	0	0	0	0	0	0	0	29	16	45	29	16	45
Management Of Problematic Soils	1	0	0	0	0	0	0	0	0	0	10	25	35	10	25	35
Micro Nutrient Deficiency In Crops	1	0	0	0	0	0	0	0	0	0	9	15	24	9	15	24
Soil And Water Testing	1	0	0	0	0	0	0	0	0	0	12	25	37	12	25	37
<b>Sub Total</b>	<b>8</b>	<b>0</b>	<b>0</b>	<b>0</b>	<b>6</b>	<b>17</b>	<b>23</b>	<b>0</b>	<b>0</b>	<b>0</b>	<b>97</b>	<b>142</b>	<b>239</b>	<b>103</b>	<b>159</b>	<b>262</b>
<b>Livestock Production and Management</b>	-	-	-	-	-	-	-	-	-	-	-	-	-	-	-	-
Poultry Management	1	0	0	0	0	0	0	0	0	0	17	21	38	17	21	38
Goat Farming	1	3	2	5	0	0	0	0	0	0	11	5	16	14	7	21
Others, If Any	1	0	0	0	4	3	7	0	0	0	8	13	21	12	16	28
<b>Sub Total</b>	<b>3</b>	<b>3</b>	<b>2</b>	<b>5</b>	<b>4</b>	<b>3</b>	<b>7</b>	<b>0</b>	<b>0</b>	<b>0</b>	<b>36</b>	<b>39</b>	<b>75</b>	<b>43</b>	<b>44</b>	<b>87</b>
<b>Home Science/Women Empowerment</b>	-	-	-	-	-	-	-	-	-	-	-	-	-	-	-	-
Household Food Security By Kitchen Gardening And Nutrition Gardening	1	0	0	0	0	0	0	0	0	0	12	12	0	12	12	12
Value Addition	1	0	0	0	0	0	0	0	0	0	25	25	0	25	25	25
<b>Sub Total</b>	<b>2</b>	<b>0</b>	<b>0</b>	<b>0</b>	<b>0</b>	<b>0</b>	<b>0</b>	<b>0</b>	<b>0</b>	<b>0</b>	<b>37</b>	<b>37</b>	<b>0</b>	<b>37</b>	<b>37</b>	<b>37</b>
<b>Plant Protection</b>	-	-	-	-	-	-	-	-	-	-	-	-	-	-	-	-
Integrated Pest Management	1	0	0	0	4	0	4	0	0	0	10	16	26	14	16	30
Others, If Any	3	0	0	0	0	0	0	0	0	0	70	20	90	70	20	90
<b>Sub Total</b>	<b>4</b>	<b>0</b>	<b>0</b>	<b>0</b>	<b>4</b>	<b>0</b>	<b>4</b>	<b>0</b>	<b>0</b>	<b>0</b>	<b>80</b>	<b>36</b>	<b>116</b>	<b>84</b>	<b>36</b>	<b>120</b>
<b>Grand Total</b>	<b>68</b>	<b>20</b>	<b>5</b>	<b>25</b>	<b>52</b>	<b>81</b>	<b>133</b>	<b>12</b>	<b>74</b>	<b>86</b>	<b>762</b>	<b>852</b>	<b>1614</b>	<b>846</b>	<b>1012</b>	<b>1858</b>

## 5. Rural Youth (Off Campus)

Thematic Area	No. of Courses	No. of Participants												Grand Total		
		General			OBC			SC			ST			M	F	T
		M	F	T	M	F	T	M	F	T	M	F	T			

## 6. Extension Personnel (Off Campus)

Thematic Area	No. of Courses	No. of Participants												Grand Total		
		General			OBC			SC			ST			M	F	T
		M	F	T	M	F	T	M	F	T	M	F	T			
Extension Personnel	-	-	-	-	-	-	-	-	-	-	-	-	-	-	-	-
Any Other	12	0	0	0	101	10	111	6	0	6	218	133	351	325	143	468
<b>Sub Total</b>	<b>12</b>	<b>0</b>	<b>0</b>	<b>0</b>	<b>101</b>	<b>10</b>	<b>111</b>	<b>6</b>	<b>0</b>	<b>6</b>	<b>218</b>	<b>133</b>	<b>351</b>	<b>325</b>	<b>143</b>	<b>468</b>
<b>Grand Total</b>	<b>12</b>	<b>0</b>	<b>0</b>	<b>0</b>	<b>101</b>	<b>10</b>	<b>111</b>	<b>6</b>	<b>0</b>	<b>6</b>	<b>218</b>	<b>133</b>	<b>351</b>	<b>325</b>	<b>143</b>	<b>468</b>

## C) Report with training details

Discipline	Clientele	Title of the Training	Date	Duration (Days)	Venue	No. of Participants												Grand Total		
						General			OBC			SC			ST			M	F	T
						M	F	T	M	F	T	M	F	T	M	F	T			
Horticulture	Farmers and Farm Women(PF)	Importance of cropping system	30-10-2025 to 30-10-2025	1	Off campus	0	0	0	0	0	0	0	0	0	18	11	29	11	18	29
Horticulture	Farmers and Farm Women(PF)	Improve production technology of mustard	03-11-2025 to 03-11-2025	1	KVK Gumla	0	0	0	6	2	8	0	0	0	0	10	10	12	6	18
Horticulture	Farmers and Farm Women(PF)	Improve production technology of mustard	09-11-2025 to 09-11-2025	1	KVK Gumla	0	0	0	0	2	2	0	0	0	0	20	20	22	0	22
Horticulture	Farmers and Farm Women(PF)	Improve production technology of mustard	10-11-2025 to 10-11-2025	1	KVK Gumla	0	0	0	2	3	5	0	0	0	14	7	21	10	16	26
Horticulture	Farmers and Farm Women(PF)	Improve production technology of mustard	18-11-2025 to 18-11-2025	1	KVK Gumla	0	0	0	3	0	3	0	0	0	20	11	31	11	23	34
Horticulture	Farmers and Farm Women(PF)	Improve production technology of mustard	20-11-2025 to 20-11-2025	1	KVK Gumla	0	0	0	5	5	10	0	0	0	8	21	29	26	13	39
Horticulture	Farmers and Farm Women(PF)	Improve production technology of mustard	22-11-2025 to 22-11-2025	1	KVK Gumla	0	0	0	5	0	5	1	0	1	17	0	17	0	23	23

Discipline	Clientele	Title of the Training	Date	Duration (Days)	Venue	No. of Participants											Grand Total				
						General			OBC			SC			ST						
						M	F	T	M	F	T	M	F	T	M	F	T	M	F	T	
Horticulture	Farmers and Farm Women(PF)	Improve production technology of mustard	26-11-2025 to 26-11-2025	1	KVK Gumla	0	0	0	0	0	0	0	0	0	0	14	12	26	12	14	26
Horticulture	Farmers and Farm Women(PF)	Improve production technology of mustard	29-11-2025 to 29-11-2025	1	KVK Gumla	0	0	0	2	6	8	0	0	0	16	7	23	13	18	31	
Horticulture	Farmers and Farm Women(PF)	Integrated Crop Management	16-12-2025 to 16-12-2025	1	KVK Gumla	0	0	0	0	0	0	0	0	0	14	1	15	1	14	15	
Horticulture	Farmers and Farm Women(PF)	Integrated Farming System	11-09-2025 to 11-09-2025	1	Off campus	0	0	0	0	0	0	0	0	0	26	0	26	0	26	26	
Horticulture	Farmers and Farm Women(PF)	irrigation Management For Rabi Crops	17-12-2025 to 17-12-2025	1	Off Campus	17	3	20	0	0	0	0	0	0	12	1	13	4	29	33	
Horticulture	Farmers and Farm Women(PF)	Kharif Oilseed production technology	31-07-2025 to 31-07-2025	1	OFF campus	0	0	0	0	0	0	0	0	0	22	2	24	2	22	24	
Horticulture	Farmers and Farm Women(PF)	Kharif pulses production technology	25-07-2025 to 25-07-2025	1	KVK Gumla	0	0	0	6	0	6	0	0	0	9	0	9	0	15	15	
Horticulture	Farmers and Farm Women(PF)	Production of Organic Inputs	18-12-2025 to 18-12-2025	1	Khora	0	0	0	0	0	0	0	0	0	6	24	30	24	6	30	
Horticulture	Farmers and Farm Women(PF)	Production of Organic Inputs	18-12-2025 to 18-12-2025	1	Silam	0	0	0	0	0	0	0	0	0	30	0	30	0	30	30	
Horticulture	Farmers and Farm Women(PF)	Pulse and oilseed production technology	09-10-2025 to 09-10-2025	1	Off campus	0	0	0	0	0	0	0	0	0	16	6	22	6	16	22	
Horticulture	Farmers and Farm Women(PF)	Pulse and oilseed production technology	28-10-2025 to 28-10-2025	1	Lutobartoli	0	0	0	0	0	0	0	0	0	18	12	30	12	18	30	
Horticulture	Farmers and Farm Women(PF)	Resource conservation technology	10-04-2025 to 10-04-2025	1	OFF campus	0	0	0	0	0	0	0	0	0	21	0	21	0	21	21	
Horticulture	Farmers and Farm Women(PF)	Resource Conservation Technology	17-04-2025 to 17-04-2025	1	Off Campus	0	0	0	0	0	0	0	0	0	26	19	45	19	26	45	
Horticulture	Farmers and Farm Women(PF)	Scientific Cultivation of Maize	22-05-2025 to 22-05-2025	1	Off Campus	0	0	0	0	0	0	0	0	0	9	6	15	6	9	15	
Horticulture	Farmers and Farm Women(PF)	Scientific cultivation of Maize	14-06-2025 to 14-06-2025	1	KVK Gumla	0	0	0	2	0	2	0	0	0	20	0	20	0	22	22	
Horticulture	Farmers and Farm Women(PF)	Scientific cultivation of Maize	16-06-2025 to 16-06-2025	1	KVK Gumla	0	0	0	11	2	13	0	0	0	4	6	10	8	15	23	
Horticulture	Farmers and Farm Women(PF)	Scientific cultivation of mustard	04-11-2025 to 04-11-2025	1	KVK Gumla	0	0	0	0	0	0	0	0	0	6	14	20	14	6	20	
Horticulture	Farmers and Farm Women(PF)	Scientific Cultivation of Paddy	15-05-2025 to 15-05-2025	1	Off Campus	0	0	0	0	0	0	0	0	0	16	0	16	0	16	16	
Horticulture	Farmers and Farm Women(PF)	Scientific Cultivation of Paddy	22-05-2025 to 22-05-2025	1	Off Campus	0	0	0	0	0	0	0	0	0	18	0	18	0	18	18	
Horticulture	Farmers and Farm Women(PF)	Scientific cultivation of Paddy	23-06-2025 to 23-06-2025	1	KVK Gumla	0	0	0	0	0	0	0	0	0	5	1	6	1	5	6	
Horticulture	Farmers and Farm Women(PF)	Scientific cultivation of Paddy	25-06-2025 to 25-06-2025	1	KVK Gumla	0	0	0	0	0	0	0	0	0	7	2	9	2	7	9	
Horticulture	Farmers and Farm Women(PF)	Scientific cultivation of Ragi	13-06-2025 to 13-06-2025	1	Off Campus	0	0	0	2	0	2	0	0	0	30	17	47	17	32	49	
Horticulture	Farmers and Farm Women(PF)	Scientific cultivation of Ragi	19-06-2025 to 19-06-2025	1	OFF	0	0	0	0	0	0	3	2	5	17	5	22	7	20	27	
Horticulture	Farmers and Farm Women(PF)	Scientific cultivation of Ragi	20-06-2025 to 20-06-2025	1	OFF	0	0	0	0	0	0	0	0	0	0	23	23	23	0	23	
Horticulture	Farmers and Farm Women(PF)	Scientific Cultivation of Turmeric and Ginger	20-05-2025 to 20-05-2025	1	KVK Gumla	0	0	0	0	0	0	0	0	0	13	7	20	7	13	20	
Horticulture	Farmers and Farm Women(PF)	Scientific Cultivation of Wheat	13-11-2025 to 13-11-2025	1	KVK Gumla	0	0	0	0	0	0	0	0	0	29	1	30	1	29	30	
Horticulture	Farmers and Farm Women(PF)	Scientific cultivation of wheat	19-11-2025 to 19-11-2025	1	KVK Gumla	0	0	0	1	0	1	0	0	0	7	6	13	6	8	14	
Horticulture	Extension Personnel(EF)	Millet Production Technology	01-11-2025 to 01-11-2025	1	ATMA Bharni	0	0	0	1	0	1	0	0	0	19	10	29	10	20	30	
Horticulture	Extension Personnel(EF)	Paddy Production Technology	06-11-2025 to 06-11-2025	1	ATMA Raidih	0	0	0	3	0	3	0	0	0	17	31	48	31	20	51	
Horticulture	Extension Personnel(EF)	Phasal Suraksha	18-12-2025 to 18-12-2025	1	District griculture Office Gumla	0	0	0	24	1	25	3	0	3	1	1	2	2	28	30	
Horticulture	Extension Personnel(EF)	Pulse production technology	03-11-2025 to 03-11-2025	1	ATMA Basia	0	0	0	15	0	15	0	0	0	16	9	25	9	31	40	
Horticulture	Extension Personnel(EF)	Pulse production Technology	03-11-2025 to 03-11-2025	1	ATMA Kamdara	0	0	0	13	0	13	0	0	0	16	15	31	15	29	44	
Horticulture	Extension Personnel(EF)	Pulse production technology	08-11-2025 to 08-11-2025	1	ATMA Jari	0	0	0	10	0	10	1	0	1	30	3	33	3	41	44	
Horticulture	Sponsored Training(PF)	Pulse production technology	30-10-2025 to 30-10-2025	1	KVK Gumla	0	0	0	13	7	20	0	0	0	3	19	22	26	16	42	
Soil Science	Farmers and Farm Women(PF)	Amelioration of acidic soil with proper application of amendments	23-06-2025 to 23-06-2025	1	KVK	0	0	0	0	0	0	0	0	0	10	25	35	25	10	35	
Soil Science	Farmers and Farm Women(PF)	Balance use of fertilizer	14-07-2025 to 14-07-2025	1	KVK Gumla	0	0	0	0	0	0	0	0	0	14	3	17	3	14	17	
Soil Science	Farmers and Farm Women(PF)	Balance use of fertilizer	11-10-2025 to 11-10-2025	1	KVK Gumla	0	0	0	0	0	0	0	0	0	9	18	27	18	9	27	
Soil Science	Farmers and Farm Women(PF)	Balance use of fertilizer in Kharif crops	17-07-2025 to 17-07-2025	1	Off campus	0	0	0	2	0	2	0	0	0	16	8	24	8	18	26	

Discipline	Clientele	Title of the Training	Date	Duration (Days)	Venue	No. of Participants											Grand Total			
						General			OBC			SC			ST			M	F	T
						M	F	T	M	F	T	M	F	T	M	F	T			
Soil Science	Farmers and Farm Women(PF)	Fertilizer management in all Rabi crops	16-11-2025 to 16-11-2025	1	KVK Gumla	0	0	0	0	0	0	0	0	0	19	7	26	7	19	26
Soil Science	Farmers and Farm Women(PF)	Fertilizer management in rice crop	22-08-2025 to 22-08-2025	1	ON	0	0	0	3	1	4	0	0	0	6	15	21	16	9	25
Soil Science	Farmers and Farm Women(PF)	Importance of Soil and Water Testing	10-04-2025 to 10-04-2025	1	Off Campus	0	0	0	0	0	0	0	0	0	12	25	37	25	12	37
Soil Science	Farmers and Farm Women(PF)	INM in Kharif crops	21-06-2025 to 21-06-2025	1	KVK Gumla	0	0	0	0	0	0	0	0	0	16	11	27	11	16	27
Soil Science	Farmers and Farm Women(PF)	INM in Mustard cropn	04-11-2025 to 04-11-2025	1	KVK Gumla	0	0	0	2	0	2	0	0	0	34	13	47	13	36	49
Soil Science	Farmers and Farm Women(PF)	INM in Niger crop	18-08-2025 to 18-08-2025	1	KVK Gumla	0	0	0	2	0	2	0	0	0	17	3	20	3	19	22
Soil Science	Farmers and Farm Women(PF)	Liquid fertilizer	23-07-2025 to 23-07-2025	1	KVK Gumla	0	0	0	0	0	0	0	0	0	17	4	21	4	17	21
Soil Science	Farmers and Farm Women(PF)	Liquid fertilizer application and importance of micro nutrient deficiency in different crops	11-09-2025 to 11-09-2025	1	Off campus	0	0	0	0	0	0	0	0	0	9	15	24	15	9	24
Soil Science	Farmers and Farm Women(PF)	Post Harvest management of Mustard	18-03-2025 to 19-03-2025	2	KVK Gumla	0	0	0	6	0	6	0	0	0	20	4	24	4	26	30
Soil Science	Farmers and Farm Women(PF)	Praparation of jeevamrit, Beejamrit and Ghanjeevamrit	20-09-2025 to 20-09-2025	1	Off campus	0	0	0	0	0	0	0	0	0	29	16	45	16	29	45
Soil Science	Farmers and Farm Women(PF)	Preparation of Vermicompost	28-01-2025 to 28-01-2025	1	KVK Gumla	0	0	0	5	1	6	0	0	0	7	7	14	8	12	20
Soil Science	Farmers and Farm Women(PF)	Ragi cultivation through Natural farming	23-06-2025 to 23-06-2025	1	KVK Gumla	0	0	0	0	0	0	0	0	0	10	0	10	0	10	10
Soil Science	Farmers and Farm Women(PF)	scientific cultivation of green gram	10-02-2025 to 10-02-2025	1	KVK Gumla	0	0	0	0	0	0	0	0	0	16	10	26	10	16	26
Soil Science	Farmers and Farm Women(PF)	Scientific cultivation of Mustard	24-10-2025 to 24-10-2025	1	KVK Gumla	0	0	0	0	0	0	0	0	0	2	18	20	18	2	20
Soil Science	Farmers and Farm Women(PF)	Soil Fertility Management	20-12-2025 to 20-12-2025	1	Katiya	0	0	0	0	0	0	0	0	0	11	30	41	30	11	41
Soil Science	Farmers and Farm Women(PF)	Soil Health Management and correct method of soil sampling	21-05-2025 to 21-05-2025	1	KVK Gumla	0	0	0	0	0	0	0	0	0	15	3	18	3	15	18
Soil Science	Farmers and Farm Women(PF)	Soil Health Management through INM	29-03-2025 to 29-03-2025	1	KVK Gumla	0	0	0	0	0	0	0	0	0	10	18	28	18	10	28
Soil Science	Farmers and Farm Women(PF)	Use of Rhizobium Culture/ Azotobactor/ PSB	22-10-2025 to 22-10-2025	1	KVK Gumla	0	0	0	0	0	0	0	0	0	7	22	29	22	7	29
Soil Science	Rural Youth(RY)	INM Training	17-01-2025 to 21-01-2025	5	KVK Gumla	0	0	0	25	3	28	0	0	0	15	1	16	4	40	44
Soil Science	Rural Youth(RY)	INM Training	05-03-2025 to 22-03-2025	18	KVK Gumla	0	0	0	22	1	23	1	0	1	19	3	22	4	42	46
Soil Science	Rural Youth(RY)	Natural Farming	28-07-2025 to 01-08-2025	5	KVK Gumla	0	0	0	0	8	8	0	2	2	0	14	14	24	0	24
Soil Science	Rural Youth(RY)	Preparation and marfketing of vermicompost	23-03-2025 to 28-03-2025	6	KVK Gumla	0	0	0	12	1	13	1	0	1	15	3	18	4	28	32
Soil Science	Rural Youth(RY)	Preparation and Marketing of vermicompost	16-01-2025 to 20-01-2025	5	KVK Gumla	0	0	0	0	0	0	0	0	0	9	1	10	1	9	10
Soil Science	Rural Youth(RY)	Preparation and marketing of vermicompost	22-05-2025 to 26-05-2025	5	KVK Gumla	0	0	0	1	0	1	0	0	0	17	1	18	1	18	19
Soil Science	Rural Youth(RY)	Preparation and marketing of Vermicompost	25-08-2025 to 29-08-2025	5	KVK Gumla	0	0	0	0	0	0	0	0	0	12	9	21	9	12	21
Soil Science	Rural Youth(RY)	Preparationm and markeing of vermicompost	08-12-2025 to 11-12-2025	4	KVK Gumla	0	0	0	0	4	4	0	0	0	2	11	13	15	2	17
Soil Science	Extension Personnel(EF)	Rabi crop Improvement technology	03-11-2025 to 03-11-2025	1	Basia	0	0	0	10	2	12	0	0	0	5	0	5	2	15	17
Soil Science	Extension Personnel(EF)	Rabi Knowledge Upgradation	30-10-2025 to 30-10-2025	1	OFF campus	0	0	0	10	5	15	0	0	0	7	8	15	13	17	30
Soil Science	RY	Integrated Nutrient Management	08-11-2025 to 22-11-2025	15	KVK Gumla	0	0	0	24	2	26	0	0	0	3	3	6	5	27	32
Soil Science	Sponsored Training(PF)	Acidic soil improvement and management	02-01-2025 to 02-01-2025	1	Basia	0	0	0	1	16	17	0	0	0	4	8	12	24	5	29
Soil Science	Sponsored Training(PF)	Acidic soil improvement and management	02-01-2025 to 02-01-2025	1	KVK Gumla	0	0	0	3	18	21	0	0	0	3	11	14	29	6	35
Soil Science	Sponsored Training(PF)	Millet Production Technology	30-10-2025 to 30-10-2025	1	KVK Gumla	0	0	0	12	8	20	1	1	2	14	5	19	14	27	41
Soil Science	Sponsored Training(PF)	Scientific cultivation of Mustard	13-10-2025 to 13-10-2025	1	KVK Gumla	0	0	0	0	0	0	0	0	0	12	22	34	22	12	34
Soil Science	Sponsored Training(PF)	Scientific cultivation of Mustard	14-10-2025 to 14-10-2025	1	KVK Gumla	0	0	0	1	0	1	0	0	0	11	3	14	3	12	15
Soil Science	Sponsored Training(PF)	Scientific cultivation of Mustard	31-10-2025 to 31-10-2025	1	KVK Gumla	0	0	0	3	2	5	0	0	0	23	5	28	7	26	33

Discipline	Clientele	Title of the Training	Date	Duration (Days)	Venue	No. of Participants											Grand Total			
						General			OBC			SC			ST			M	F	T
						M	F	T	M	F	T	M	F	T	M	F	T			
Plant Protection	Farmers and Farm Women(PF)	Crop production technology for pest and diseases	22-02-2025 to 22-02-2025	1	Off Campus	0	0	0	4	0	4	0	0	0	10	16	26	16	14	30
Plant Protection	Farmers and Farm Women(PF)	Diversified farming	07-08-2025 to 07-08-2025	1	KVK Gumla	0	0	0	5	0	5	0	0	0	33	0	33	0	38	38
Plant Protection	Farmers and Farm Women(PF)	Green gram cultivation through organic method	10-02-2025 to 10-02-2025	1	Off Campus	0	0	0	0	0	0	0	0	0	8	23	31	23	8	31
Plant Protection	Farmers and Farm Women(PF)	Improved Production Technology of Green Gram	03-03-2025 to 03-03-2025	1	Off Campus	0	0	0	0	0	0	0	0	0	5	10	15	10	5	15
Plant Protection	Farmers and Farm Women(PF)	Improved Production Technology of Green Gram	18-03-2025 to 18-03-2025	1	Off Campus	0	0	0	0	0	0	0	0	0	5	10	15	10	5	15
Plant Protection	Farmers and Farm Women(PF)	Improved Production Technology of Green Gram	21-03-2025 to 21-03-2025	1	Off Campus	0	0	0	0	0	0	0	0	0	5	5	10	5	5	10
Plant Protection	Farmers and Farm Women(PF)	Improved Production Technology of Mustard	23-10-2025 to 23-10-2025	1	KVK Gumla	0	0	0	8	0	8	0	0	0	6	55	61	55	14	69
Plant Protection	Farmers and Farm Women(PF)	Improved Production Technology of Mustard	24-10-2025 to 24-10-2025	1	KVK Gumla	0	0	0	3	13	16	0	0	0	23	30	53	43	26	69
Plant Protection	Farmers and Farm Women(PF)	Improved Production Technology of Mustard	25-10-2025 to 25-10-2025	1	KVK Gumla	0	0	0	1	1	2	0	0	0	1	84	85	85	2	87
Plant Protection	Farmers and Farm Women(PF)	Improved production technology of Mustard	27-10-2025 to 27-10-2025	1	KVK Gumla	0	0	0	0	0	0	0	0	0	1	23	24	23	1	24
Plant Protection	Farmers and Farm Women(PF)	Improved production technology of Niger	18-08-2025 to 18-08-2025	1	KVK Gumla	0	0	0	8	0	8	0	0	0	50	20	70	20	58	78
Plant Protection	Farmers and Farm Women(PF)	Improved production technology of Niger	19-08-2025 to 19-08-2025	1	KVK Gumla	0	0	0	0	0	0	0	0	0	20	5	25	5	20	25
Plant Protection	Farmers and Farm Women(PF)	Improved production technology of Niger	20-08-2025 to 20-08-2025	1	KVK Gumla	0	0	0	0	0	0	0	0	0	8	1	9	1	8	9
Plant Protection	Farmers and Farm Women(PF)	Improved production technology of Niger	22-08-2025 to 22-08-2025	1	KVK Gumla	0	0	0	0	0	0	0	0	0	14	0	14	0	14	14
Plant Protection	Farmers and Farm Women(PF)	Integrated Farming System	16-08-2025 to 16-08-2025	1	KVK Gumla	0	0	0	0	0	0	0	0	0	27	7	34	7	27	34
Plant Protection	Farmers and Farm Women(PF)	Integrated Pest Management	13-12-2025 to 13-12-2025	1	KVK Gumla	2	0	2	0	0	0	0	0	0	18	0	18	0	20	20
Plant Protection	Farmers and Farm Women(PF)	Integrated Pest Management	15-12-2025 to 15-12-2025	1	KVK Gumla	0	0	0	0	0	0	0	0	0	18	4	22	4	18	22
Plant Protection	Farmers and Farm Women(PF)	Integrated Pest Management in Pulses	17-01-2025 to 17-01-2025	1	KVK Gumla	0	0	0	3	7	10	0	0	0	5	0	5	7	8	15
Plant Protection	Farmers and Farm Women(PF)	IPM In Rabi Pulses	09-10-2025 to 09-10-2025	1	KVK Gumla	0	0	0	0	0	0	0	0	0	11	9	20	9	11	20
Plant Protection	Farmers and Farm Women(PF)	Method of seed treatment	21-07-2025 to 21-07-2025	1	KVK Gumla	0	0	0	0	0	0	0	0	0	23	0	23	0	23	23
Plant Protection	Farmers and Farm Women(PF)	Method of Seed Treatment and its Importance	13-05-2025 to 13-05-2025	1	KVK Gumla	0	0	0	0	0	0	0	0	0	16	10	26	10	16	26
Plant Protection	Farmers and Farm Women(PF)	Methods of Safe Storage Grain	17-04-2025 to 17-04-2025	1	Off Campus	0	0	0	0	0	0	0	0	0	18	0	18	0	18	18
Plant Protection	Farmers and Farm Women(PF)	Methof of seed treatment	26-06-2025 to 26-06-2025	1	OFF	0	0	0	0	0	0	0	0	0	16	6	22	6	16	22
Plant Protection	Farmers and Farm Women(PF)	Pest Management in Seed Storage	08-04-2025 to 08-04-2025	1	KVK Gumla	0	0	0	0	0	0	21	25	46	0	0	0	25	21	46
Plant Protection	Farmers and Farm Women(PF)	Post Harvest Technology	13-03-2025 to 13-03-2025	1	Off Campus	0	0	0	2	0	2	0	0	0	29	0	29	0	31	31
Plant Protection	Farmers and Farm Women(PF)	Post Harvest Technology	16-03-2025 to 16-03-2025	1	Off Campus	0	0	0	1	9	10	0	0	0	10	22	32	31	11	42
Plant Protection	Farmers and Farm Women(PF)	Production technology of Blackgram	02-08-2025 to 02-08-2025	1	KVK Gumla	0	0	0	0	0	0	0	0	0	27	4	31	4	27	31
Plant Protection	Farmers and Farm Women(PF)	Scientific Cultivation of Green Gram	24-02-2025 to 24-02-2025	1	KVK Gumla	0	0	0	2	0	2	0	0	0	4	34	38	34	6	40
Plant Protection	Farmers and Farm Women(PF)	Scientific cultivation of Niger	20-02-2025 to 21-02-2025	2	KVK Gumla	0	0	0	0	0	0	0	0	0	31	2	33	2	31	33
Plant Protection	Farmers and Farm Women(PF)	Weed management in major kharif crops	21-08-2025 to 21-08-2025	1	KVK Gumla	0	0	0	0	0	0	0	0	0	20	0	20	0	20	20
Plant Protection	Rural Youth(RY)	Scientific Bee Keeping	12-02-2025 to 16-02-2025	5	KVK Gumla	0	0	0	0	0	0	0	0	0	12	0	12	0	12	12
Plant Protection	Rural Youth(RY)	Scientific Bee Keeping	23-02-2025 to 27-02-2025	5	KVK Gumla	0	0	0	0	0	0	0	0	0	19	2	21	2	19	21
Plant Protection	Rural Youth(RY)	Scientific Lac Cultivation	07-03-2025 to 11-03-2025	5	KVK Gumla	0	0	0	0	0	0	0	0	0	18	0	18	0	18	18
Plant Protection	Sponsored Training(PF)	Importance of IFS	08-07-2025 to 08-07-2025	1	Lutobartoli	0	0	0	0	0	0	0	0	0	36	14	50	14	36	50
Plant Protection	Sponsored Training(PF)	Scientific Bee Keeping	06-10-2025 to 08-10-2025	3	KVK Gumla	0	0	0	1	2	3	0	0	0	3	19	22	21	4	25
Plant Protection	Sponsored Training(PF)	Scientific Cultivation of Niger	18-09-2025 to 19-09-2025	2	KVK Gumla	0	0	0	1	3	4	0	0	0	0	43	43	46	1	47
Agricultural Engineering	Farmers and Farm Women(PF)	Development of rainwater harvesting structure	24-06-2025 to 24-06-2025	1	KVK Gumla	0	0	0	4	0	4	0	0	0	5	17	22	17	9	26
Agricultural Engineering	Farmers and Farm Women(PF)	DSR Technology	06-08-2025 to 06-08-2025	1	KVK Gumla	0	0	0	0	0	0	0	0	0	6	14	20	14	6	20

Discipline	Clientele	Title of the Training	Date	Duration (Days)	Venue	No. of Participants												Grand Total		
						General			OBC			SC			ST			M	F	T
						M	F	T	M	F	T	M	F	T	M	F	T			
Agricultural Engineering	Farmers and Farm Women(PF)	Efficient water management through Drip irrigation in vegetable crops	27-10-2025 to 27-10-2025	1	KVK Gumla	0	0	0	0	0	0	17	0	17	0	0	0	0	17	17
Agricultural Engineering	Farmers and Farm Women(PF)	Implements for drudgery reduction of farm women	14-02-2025 to 14-02-2025	1	KVK Gumla	0	0	0	1	0	1	4	2	6	13	8	21	10	18	28
Agricultural Engineering	Farmers and Farm Women(PF)	Importance of plastic in farming system	02-08-2025 to 02-08-2025	1	KVK Gumla	0	0	0	0	0	0	0	0	18	7	25	7	18	25	
Agricultural Engineering	Farmers and Farm Women(PF)	Importance of Primary Tillage implements and Their Selection	14-04-2025 to 14-04-2025	1	KVK Gumla	0	0	0	0	0	0	14	18	32	0	0	0	18	14	32
Agricultural Engineering	Farmers and Farm Women(PF)	Pest Management in seed storage under SCSP	08-04-2025 to 08-04-2025	1	KVK Gumla	0	0	0	0	0	0	21	25	46	0	0	0	25	21	46
Agricultural Engineering	Farmers and Farm Women(PF)	Promotion of commercail vegetable cultivation	18-03-2025 to 18-03-2025	1	Off campus	0	0	0	0	0	0	0	0	10	7	17	7	10	17	
Agricultural Engineering	Farmers and Farm Women(PF)	Promotion of commercail vegetable cultivation	25-03-2025 to 25-03-2025	1	Off campus	0	0	0	16	18	34	0	0	0	9	6	15	24	25	49
Agricultural Engineering	Farmers and Farm Women(PF)	Promotion of commercail vegetable cultivation	27-03-2025 to 27-03-2025	1	Off campus	0	0	0	0	0	0	0	0	8	26	34	26	8	34	
Agricultural Engineering	Farmers and Farm Women(PF)	Promotion of Commercial Mango Cultivation	16-04-2025 to 16-04-2025	1	Off Campus	0	0	0	0	0	0	0	23	23	0	0	0	23	0	23
Agricultural Engineering	Farmers and Farm Women(PF)	Promotion of Commercial Mango Cultivation	23-04-2025 to 23-04-2025	1	Off Campus	0	0	0	0	0	0	0	0	3	55	58	55	3	58	
Agricultural Engineering	Farmers and Farm Women(PF)	Promotion of Commercial Mango Cultivation	14-05-2025 to 14-05-2025	1	Off Campus	0	0	0	0	0	0	0	0	0	27	27	27	0	27	
Agricultural Engineering	Farmers and Farm Women(PF)	Promotion of commercial Mango Cultivation	19-05-2025 to 19-05-2025	1	KVK Gumla	0	0	0	0	0	0	0	0	0	25	25	25	0	25	
Agricultural Engineering	Farmers and Farm Women(PF)	Promotion of commercial mango cultivation	13-11-2025 to 13-11-2025	1	KVK Gumla	0	0	0	0	0	0	0	0	3	11	14	11	3	14	
Agricultural Engineering	Farmers and Farm Women(PF)	Promotion of Commercial Mango Cultivation	22-12-2025 to 22-12-2025	1	Rukrum	0	0	0	0	0	0	0	0	0	15	15	15	0	15	
Agricultural Engineering	Farmers and Farm Women(PF)	Promotion of commercial mango cultivation in FPO village	24-10-2025 to 24-10-2025	1	KVK Gumla	0	0	0	0	0	0	0	0	0	19	19	19	0	19	
Agricultural Engineering	Farmers and Farm Women(PF)	Promotion of commercial mango cultivation in FPO village	25-10-2025 to 25-10-2025	1	KVK Gumla	0	0	0	0	0	0	0	0	0	17	17	17	0	17	
Agricultural Engineering	Farmers and Farm Women(PF)	Promotion of commercial vegetable cultivation	27-02-2025 to 27-02-2025	1	Off Campus	0	0	0	0	0	0	0	0	0	27	27	27	0	27	
Agricultural Engineering	Farmers and Farm Women(PF)	Promotion of commercial vegetable cultivation	08-03-2025 to 08-03-2025	1	KVK Gumla	0	0	0	0	0	0	0	0	3	9	12	9	3	12	
Agricultural Engineering	Farmers and Farm Women(PF)	Promotion of Commercial Vegetable Cultivation	08-04-2025 to 08-04-2025	1	KVK Gumla	0	0	0	0	0	0	12	6	18	0	0	0	6	12	18
Agricultural Engineering	Farmers and Farm Women(PF)	Promotion of Commercial Vegetable Cultivation	17-04-2025 to 17-04-2025	1	Off Campus	0	0	0	1	0	1	1	1	2	4	21	25	22	6	28
Agricultural Engineering	Farmers and Farm Women(PF)	Promotion of Commercial Vegetable Cultivation	20-04-2025 to 20-04-2025	1	Off Campus	0	0	0	0	0	0	0	0	14	7	21	7	14	21	
Agricultural Engineering	Farmers and Farm Women(PF)	Promotion of Commercial Vegetable Cultivation	22-04-2025 to 22-04-2025	1	Off Campus	0	0	0	0	0	0	8	0	8	18	1	19	1	26	27
Agricultural Engineering	Farmers and Farm Women(PF)	Promotion of Commercial Vegetable Cultivation	24-04-2025 to 24-04-2025	1	Off Campus	0	0	0	0	0	0	0	0	17	1	18	1	17	18	
Agricultural Engineering	Farmers and Farm Women(PF)	Promotion of commercial Vegetable Cultivation	23-05-2025 to 23-05-2025	1	Off Campus	0	0	0	0	0	0	0	0	0	24	24	24	0	24	
Agricultural Engineering	Farmers and Farm Women(PF)	Promotion of commercial Vegetable Cultivation	26-05-2025 to 26-05-2025	1	Off Campus	0	0	0	0	0	0	0	0	0	27	27	27	0	27	
Agricultural Engineering	Farmers and Farm Women(PF)	Promotion of commercial vegetable cultivation	07-11-2025 to 07-11-2025	1	Off Campus	0	0	0	0	0	0	0	0	7	9	16	9	7	16	
Agricultural Engineering	Farmers and Farm Women(PF)	Promotion of commercial vegetable cultivation	08-11-2025 to 08-11-2025	1	Off campus	0	0	0	0	0	0	0	0	0	15	15	15	0	15	
Agricultural Engineering	Farmers and Farm Women(PF)	Promotion of Commercial Vegetable Cultivation	11-12-2025 to 11-12-2025	1	Kharka	0	0	0	0	0	0	0	6	6	0	13	13	19	0	19
Agricultural Engineering	Farmers and Farm Women(PF)	Promotion of Commercial Vegetable Cultivation	13-12-2025 to 13-12-2025	1	KVK Gumla	0	0	0	0	0	0	0	0	17	0	17	0	17	17	
Agricultural Engineering	Farmers and Farm Women(PF)	Promotion of Commercial Vegetable Cultivation	18-12-2025 to 18-12-2025	1	Kharka	0	0	0	0	0	0	0	23	23	0	0	0	23	0	23

Discipline	Clientele	Title of the Training	Date	Duration (Days)	Venue	No. of Participants											Grand Total			
						General			OBC			SC			ST			M	F	T
						M	F	T	M	F	T	M	F	T	M	F	T			
Agricultural Engineering	Farmers and Farm Women(PF)	Promotion of Commercial Vegetable Cultivation	19-12-2025 to 19-12-2025	1	KVK Gumla	0	0	0	0	0	0	8	24	32	0	0	0	24	8	32
Agricultural Engineering	Farmers and Farm Women(PF)	Promotion of Commercial Vegetable Cultivation	20-12-2025 to 20-12-2025	1	KVK Gumla	0	0	0	0	0	0	0	0	0	0	14	14	14	0	14
Agricultural Engineering	Farmers and Farm Women(PF)	Promotion of Commercial Vegetable Cultivation	23-12-2025 to 23-12-2025	1	Pahadpani	0	0	0	0	0	0	0	0	0	8	14	22	14	8	22
Agricultural Engineering	Farmers and Farm Women(PF)	Promotion of Commercial Vegetable Cultivation	23-12-2025 to 23-12-2025	1	Urmi	0	0	0	0	0	0	0	0	0	8	14	22	14	8	22
Agricultural Engineering	Farmers and Farm Women(PF)	Promotion of Commercial Vegetable Cultivation	26-12-2025 to 26-12-2025	1	Harda Sukra	0	0	0	0	0	0	0	18	18	0	1	1	19	0	19
Agricultural Engineering	Farmers and Farm Women(PF)	Promotion of Commercial Vegetable Cultivation	27-12-2025 to 27-12-2025	1	Puggu	0	0	0	0	0	0	0	1	1	0	13	13	14	0	14
Agricultural Engineering	Farmers and Farm Women(PF)	Promotion of commercial vegetable cultivation in FPO village	17-10-2025 to 17-10-2025	1	KVK Gumla	0	0	0	0	0	0	0	0	0	3	41	44	41	3	44
Agricultural Engineering	Farmers and Farm Women(PF)	Promotion of commercial vegetable cultivation in FPO village	23-10-2025 to 23-10-2025	1	KVK Gumla	0	0	0	1	0	1	0	0	0	13	14	27	14	14	28
Agricultural Engineering	Farmers and Farm Women(PF)	Ragi cultivation	18-06-2025 to 18-06-2025	1	KVK Gumla	0	0	0	1	0	1	0	0	0	15	34	49	34	16	50
Agricultural Engineering	Farmers and Farm Women(PF)	Ragi cultivation	19-06-2025 to 19-06-2025	1	KVK Gumla	0	0	0	0	0	0	0	0	0	6	32	38	32	6	38
Agricultural Engineering	Farmers and Farm Women(PF)	Ragi cultivation	20-06-2025 to 20-06-2025	1	KVK Gumla	0	0	0	1	0	1	0	0	0	13	48	61	48	14	62
Agricultural Engineering	Farmers and Farm Women(PF)	Ragi cultivation	21-06-2025 to 21-06-2025	1	KVK Gumla	0	0	0	0	0	0	0	0	0	9	14	23	14	9	23
Agricultural Engineering	Farmers and Farm Women(PF)	Ragi cultivation	23-06-2025 to 23-06-2025	1	KVK Gumla	0	0	0	0	0	0	0	0	0	9	17	26	17	9	26
Agricultural Engineering	Farmers and Farm Women(PF)	Ragi cultivation	25-06-2025 to 25-06-2025	1	KVK Gumla	0	0	0	0	0	0	0	0	0	14	19	33	19	14	33
Agricultural Engineering	Farmers and Farm Women(PF)	RCT	19-12-2025 to 19-12-2025	1	KVK Gumla	0	0	0	0	0	0	10	6	16	0	0	0	6	10	16
Agricultural Engineering	Farmers and Farm Women(PF)	Repair & Maintenance of micro Irrigation under SCSP	09-12-2025 to 13-12-2025	5	KVK Gumla	0	0	0	0	0	0	12	7	19	0	0	0	7	12	19
Agricultural Engineering	Farmers and Farm Women(PF)	Scientific rice cultivation through agricultural macginery	17-06-2025 to 17-06-2025	1	KVK Gumla	0	0	0	0	0	0	36	6	42	0	0	0	6	36	42
Agricultural Engineering	Farmers and Farm Women(PF)	Scientific rice cultivation through agricultural machinery	16-06-2025 to 16-06-2025	1	KVK Gumla	0	0	0	0	0	0	15	20	35	0	0	0	20	15	35
Agricultural Engineering	Farmers and Farm Women(PF)	Scientific rice cultivation through agricultural machinery under SCSP	16-06-2025 to 16-06-2025	1	KVK Gumla	0	0	0	0	0	0	15	20	35	0	0	0	20	15	35
Agricultural Engineering	Farmers and Farm Women(PF)	Scientific rice cultivation through agricultural machinery under SCSP	17-06-2025 to 17-06-2025	1	KVK Gumla	0	0	0	0	0	0	36	6	42	0	0	0	6	36	42
Agricultural Engineering	Farmers and Farm Women(PF)	Zero tillage technology in farming under SCSP	19-12-2025 to 19-12-2025	1	KVK Gumla	0	0	0	0	0	0	10	6	16	0	0	0	6	10	16
Agricultural Engineering	Rural Youth(RY)	Establishment and maintainance of Micro Irrigation System	25-08-2025 to 29-08-2025	5	KVK Gumla	0	0	0	0	1	1	0	0	0	14	5	19	6	14	20
Agricultural Engineering	Rural Youth(RY)	Installation and maintainance of micro irrigation system	09-09-2025 to 13-09-2025	5	KVK Gumla	0	0	0	0	0	0	0	0	0	14	3	17	3	14	17
Agricultural Engineering	Rural Youth(RY)	Promotion of Micro Irrigation System	25-03-2025 to 29-03-2025	5	KVK HQ	0	0	0	0	0	0	0	0	0	20	0	20	0	20	20
Agricultural Engineering	Rural Youth(RY)	Repair & maintainance of micro irrigation system	24-02-2025 to 28-02-2025	5	KVK Gumla	0	0	0	0	0	0	9	11	20	0	0	0	11	9	20
Agricultural Engineering	Rural Youth(RY)	Repair and maintainance of Micro Irrigation System	19-05-2025 to 23-05-2025	5	KVK Gumla	0	0	0	0	0	0	0	0	0	27	0	27	0	27	27
Agricultural Engineering	Rural Youth(RY)	Repair and maintainance of Micro Irrigation system	24-11-2025 to 28-11-2025	5	KVK Gumla	0	0	0	0	5	5	0	0	0	10	3	13	8	10	18
Agricultural Engineering	Rural Youth(RY)	Repair and maintainance of micro irrigation system	09-12-2025 to 13-12-2025	5	KVK Gumla	0	0	0	0	0	0	12	7	19	0	0	0	7	12	19
Agricultural Engineering	Sponsored Training(PF)	Improved production technology of redgram	12-07-2025 to 12-07-2025	1	Off campus	0	0	0	5	0	5	0	0	0	40	5	45	5	45	50
Agricultural Engineering	Sponsored Training(PF)	Improved production technology of redgram	21-07-2025 to 21-07-2025	1	KVK Gumla	0	0	0	0	0	0	0	0	0	19	7	26	7	19	26
Home Science	Farmers and Farm Women(PF)	Capacity Buildinmg of SHGs	07-10-2025 to 07-10-2025	1	KVK Gumla	0	0	0	0	0	0	0	0	0	0	21	21	21	0	21

Discipline	Clientele	Title of the Training	Date	Duration (Days)	Venue	No. of Participants											Grand Total			
						General			OBC			SC			ST			M	F	T
						M	F	T	M	F	T	M	F	T	M	F	T			
Home Science	Farmers and Farm Women(PF)	Empowerment of women through SHG	17-07-2025 to 17-07-2025	1	KVK Gumla	0	0	0	0	0	0	0	0	0	0	25	25	25	0	25
Home Science	Farmers and Farm Women(PF)	Household Food Security By Kitchen Gardening And Nutrition Gardening	02-12-2025 to 02-12-2025	1	KVK Gumla	0	0	0	0	0	0	0	0	0	0	30	30	30	0	30
Home Science	Farmers and Farm Women(PF)	Importance of Balanced diet	18-06-2025 to 18-06-2025	1	KVK Gumla	0	0	0	0	0	0	0	0	0	0	25	25	25	0	25
Home Science	Farmers and Farm Women(PF)	Importance of Therapeutic diet	07-01-2025 to 07-01-2025	1	KVK Gumla	0	0	0	0	1	1	0	0	0	0	19	19	20	0	20
Home Science	Farmers and Farm Women(PF)	Mushroom Production	29-11-2025 to 29-11-2025	1	KVK Gumla	0	0	0	0	0	0	0	0	0	0	24	24	24	0	24
Home Science	Farmers and Farm Women(PF)	Nutrition Garden	17-01-2025 to 17-01-2025	1	Off Campus	0	0	0	0	0	0	0	0	0	0	12	12	12	0	12
Home Science	Farmers and Farm Women(PF)	Nutrition Garden	19-04-2025 to 19-04-2025	1	KVK Gumla	0	0	0	0	0	0	0	0	0	0	19	19	19	0	19
Home Science	Farmers and Farm Women(PF)	Nutrition Garden	07-11-2025 to 07-11-2025	1	KVK Gumla	0	0	0	0	0	0	0	0	0	0	20	20	20	0	20
Home Science	Farmers and Farm Women(PF)	Preparation of Composite Flour	06-02-2025 to 06-02-2025	1	KVK Gumla	0	0	0	0	0	0	0	0	0	0	21	21	21	0	21
Home Science	Farmers and Farm Women(PF)	Small scale Processing and value addition	27-09-2025 to 27-09-2025	1	KVK Gumla	0	0	0	0	0	0	0	0	0	0	25	25	25	0	25
Home Science	Farmers and Farm Women(PF)	Value added Product of Rice	13-05-2025 to 13-05-2025	1	Off Campus	0	0	0	0	0	0	0	0	0	0	25	25	25	0	25
Home Science	Farmers and Farm Women(PF)	Value Addition	20-08-2025 to 20-08-2025	1	KVK Gumla	0	0	0	0	0	0	0	0	0	0	25	25	25	0	25
Home Science	Rural Youth(RY)	Millet Processing	04-08-2025 to 08-08-2025	5	KVK Gumla	0	0	0	0	0	0	0	0	0	0	23	23	23	0	23
Home Science	Rural Youth(RY)	Millet processing, Lableing, Packaging, Branding and Marketing	08-12-2025 to 12-12-2025	5	KVK Gumla	0	0	0	0	0	0	0	0	0	0	25	25	25	0	25
Home Science	Rural Youth(RY)	Mushroom Production	08-11-2025 to 12-11-2025	5	KVK Gumla	0	0	0	0	2	2	0	0	0	0	13	13	15	0	15
Home Science	Rural Youth(RY)	Mushroom Production	13-12-2025 to 17-12-2025	5	KVK Gumla	0	0	0	0	0	0	0	0	0	0	24	24	24	0	24
Home Science	Rural Youth(RY)	Primary and Secondary Processing of Ragi	18-12-2025 to 22-12-2025	5	KVK Gumla	0	0	0	0	0	0	0	0	0	0	25	25	25	0	25
Home Science	Rural Youth(RY)	Value Addition	03-03-2025 to 07-03-2025	5	KVK Gumla	0	0	0	0	0	0	0	0	0	0	20	20	20	0	20
Home Science	RY	Cutting and Tailoring	10-09-2025 to 24-09-2025	15	KVK Gumla	0	0	0	0	0	0	0	0	0	0	20	20	20	0	20
Home Science	Other Training(PF)	Nutrition Education	02-01-2025 to 02-01-2025	1	KVK Gumla	0	0	0	0	0	0	0	0	0	0	24	24	24	0	24
Animal Science	Farmers and Farm Women(PF)	Animal Vaccination and Management	07-04-2025 to 07-04-2025	1	KVK Gumla	0	0	0	0	2	2	0	0	0	9	16	25	18	9	27
Animal Science	Farmers and Farm Women(PF)	Calf Management	19-05-2025 to 19-05-2025	1	KVK Gumla	0	0	0	3	1	4	2	1	3	12	5	17	7	17	24
Animal Science	Farmers and Farm Women(PF)	Clean Milk production	19-11-2025 to 19-11-2025	1	KVK Gumla	0	0	0	0	0	0	0	0	0	12	8	20	8	12	20
Animal Science	Farmers and Farm Women(PF)	Duckling farming & Poultry farming	03-05-2025 to 03-05-2025	1	Off Campus	0	0	0	0	0	0	0	0	0	17	21	38	21	17	38
Animal Science	Farmers and Farm Women(PF)	Fodder conservation	04-08-2025 to 05-08-2025	2	KVK Gumla	0	0	0	0	0	0	1	0	1	22	1	23	1	23	24
Animal Science	Farmers and Farm Women(PF)	Fodder Production	19-11-2025 to 19-11-2025	1	KVK Gumla	0	0	0	0	0	0	0	0	0	17	6	23	6	17	23
Animal Science	Farmers and Farm Women(PF)	Goat Farming	19-02-2025 to 19-02-2025	1	KVK Gumla	0	0	0	8	6	14	0	0	0	3	3	6	9	11	20
Animal Science	Farmers and Farm Women(PF)	Goat Farming	11-12-2025 to 11-12-2025	1	Off Campus	3	2	5	0	0	0	0	0	0	11	5	16	7	14	21
Animal Science	Farmers and Farm Women(PF)	Goat Rearing	14-06-2025 to 14-06-2025	1	KVK Gumla	0	0	0	1	1	2	0	0	0	16	0	16	1	17	18
Animal Science	Farmers and Farm Women(PF)	Goat Vaccination	20-05-2025 to 20-05-2025	1	KVK Gumla	0	0	0	2	1	3	1	1	2	11	4	15	6	14	20
Animal Science	Farmers and Farm Women(PF)	Importance of vaccination in animals	25-11-2025 to 25-11-2025	1	Off Campus	0	0	0	4	3	7	0	0	0	8	13	21	16	12	28
Animal Science	Farmers and Farm Women(PF)	Management of Dairy animal	06-09-2025 to 06-09-2025	1	KVK Gumla	0	0	0	3	4	7	0	0	0	13	6	19	10	16	26
Animal Science	Farmers and Farm Women(PF)	Pig farming	18-11-2025 to 18-11-2025	1	KVK Gumla	0	0	0	0	0	0	1	2	3	10	11	21	13	11	24
Animal Science	Rural Youth(RY)	Dairy Farming	20-03-2025 to 26-03-2025	7	KVK HQ	0	0	0	2	0	2	0	0	0	3	15	18	15	5	20
Animal Science	Rural Youth(RY)	Goat farming	23-01-2025 to 29-01-2025	7	KVK Gumla	0	0	0	3	3	6	0	0	0	2	9	11	12	5	17
Animal Science	Rural Youth(RY)	Goat Farming	20-02-2025 to 26-02-2025	7	KVK Gumla	0	0	0	8	6	14	0	0	0	3	3	6	9	11	20
Animal Science	Rural Youth(RY)	Para Vets	16-06-2025 to 22-06-2025	7	KVK Gumla	0	0	0	1	2	3	0	0	0	17	0	17	2	18	20
Animal Science	Rural Youth(RY)	Para Vets	10-09-2025 to 16-09-2025	7	KVK Gumla	0	0	0	4	1	5	0	0	0	10	10	20	11	14	25
Animal Science	Rural Youth(RY)	Pashu Mitra	10-09-2025 to 16-09-2025	7	KVK Gumla	0	0	0	4	5	9	0	1	1	12	3	15	9	16	25
Animal Science	Rural Youth(RY)	Pashu Mitra	15-12-2025 to 19-12-2025	5	KVK Gumla	0	0	0	13	2	15	1	0	1	6	1	7	3	20	23

Discipline	Clientele	Title of the Training	Date	Duration (Days)	Venue	No. of Participants												Grand Total		
						General			OBC			SC			ST			M	F	T
						M	F	T	M	F	T	M	F	T	M	F	T			
Animal Science	Rural Youth(RY)	Pig Farming	21-05-2025 to 27-05-2025	7	KVK Gumla	0	0	0	1	2	3	1	1	2	10	5	15	8	12	20
Animal Science	Rural Youth(RY)	Pig farming	08-11-2025 to 12-11-2025	5	KVK Gumla	0	0	0	0	0	0	0	1	1	13	6	19	7	13	20
Animal Science	Rural Youth(RY)	Piggery	18-08-2025 to 24-08-2025	7	KVK Gumla	0	0	0	2	0	2	1	0	1	22	0	22	0	25	25
Animal Science	Sponsored Training(PF)	Fodder production	08-09-2025 to 08-09-2025	1	KVK Gumla	0	0	0	1	0	1	0	0	0	19	7	26	7	20	27
Animal Science	Sponsored Training(PF)	Goat management and vaccination	01-07-2025 to 01-07-2025	1	KVK Gumla	0	0	0	2	2	4	0	0	0	12	0	12	2	14	16
Animal Science	Sponsored Training(PF)	Goat vaccination	17-09-2025 to 17-09-2025	1	KVK Gumla	0	0	0	3	5	8	0	0	0	13	5	18	10	16	26
Animal Science	Sponsored Training(PF)	Pig management and vaccination	02-07-2025 to 02-07-2025	1	KVK Gumla	0	0	0	0	0	0	0	1	1	9	2	11	3	9	12
Animal Science	Other Training(PF)	Animal Vaccination	02-09-2025 to 03-09-2025	2	KVK Gumla	0	0	0	2	4	6	0	0	0	14	6	20	10	16	26
Horticulture	Farmers and Farm Women(PF)	Cultivation of Broccoli	10-10-2025 to 10-10-2025	1	KVK Gumla	0	0	0	12	0	12	0	0	0	13	0	13	0	25	25
Horticulture	Farmers and Farm Women(PF)	Cultivation of fruits	16-01-2025 to 16-01-2025	1	Off campus	0	0	0	1	1	2	0	0	0	11	12	23	13	12	25
Horticulture	Farmers and Farm Women(PF)	Cultivation of Kharif onion and potato	07-07-2025 to 07-07-2025	1	KVK Gumla	0	0	0	0	0	0	7	16	23	0	0	0	16	7	23
Horticulture	Farmers and Farm Women(PF)	Cultivation of vegetables in green house	11-09-2025 to 11-09-2025	1	KVK Gumla	0	0	0	1	1	2	0	0	0	17	8	25	9	18	27
Horticulture	Farmers and Farm Women(PF)	Cultivation of Winter vegetables	07-11-2025 to 07-11-2025	1	KVK Gumla	0	0	0	8	0	8	1	0	1	25	0	25	0	34	34
Horticulture	Farmers and Farm Women(PF)	Grading and Standardization	10-12-2025 to 10-12-2025	1	KVK Gumla	0	0	0	0	0	0	0	0	0	18	8	26	8	18	26
Horticulture	Farmers and Farm Women(PF)	Grafting, Budding and Layering of fruit plant	10-01-2025 to 10-01-2025	1	Ghutti	0	0	0	0	0	0	0	0	0	9	12	21	12	9	21
Horticulture	Farmers and Farm Women(PF)	Green Manuring	24-04-2025 to 24-04-2025	1	Off Campus	0	0	0	0	0	0	0	0	0	19	0	19	0	19	19
Horticulture	Farmers and Farm Women(PF)	Intercropping in mango orchard and its benefits	17-11-2025 to 17-11-2025	1	KVK Gumla	0	0	0	0	0	0	0	0	0	59	19	78	19	59	78
Horticulture	Farmers and Farm Women(PF)	Mali Training	20-11-2025 to 19-12-2025	30	KVK Gumla	3	0	3	0	0	0	0	0	0	18	4	22	4	21	25
Horticulture	Farmers and Farm Women(PF)	Promotion of Commercial Mango Cuyltivation in FPO Village	22-10-2025 to 22-10-2025	1	FPO raidih	0	0	0	2	26	28	0	0	0	0	8	8	34	2	36
Horticulture	Farmers and Farm Women(PF)	Raising of quality seedling	08-04-2025 to 08-04-2025	1	KVK Gumla	0	0	0	0	0	0	0	0	0	9	11	20	11	9	20
Horticulture	Farmers and Farm Women(PF)	Scientific management of Orchards	09-02-2025 to 09-02-2025	1	KVK Gumla	0	0	0	0	0	0	0	0	0	0	26	26	26	0	26
Horticulture	Farmers and Farm Women(PF)	Scientific Management of Ornamental and Potted Plants	12-03-2025 to 12-03-2025	1	KVK Gumla	0	0	0	0	0	0	0	0	0	0	25	25	25	0	25
Horticulture	Farmers and Farm Women(PF)	Vegetable production through organic method	07-02-2025 to 07-02-2025	1	Off Campus	0	0	0	0	0	0	0	0	0	8	23	31	23	8	31
Horticulture	Rural Youth(RY)	Commercial cultivation of Shimla Mirch	21-03-2025 to 25-03-2025	5	KVK Gumla	0	0	0	0	0	0	0	0	0	10	10	20	10	10	20
Horticulture	Rural Youth(RY)	Commercial Production Technology of Mango	01-03-2025 to 05-03-2025	5	KVK Gumla	0	0	0	0	0	0	0	0	0	10	10	20	10	10	20
Horticulture	Rural Youth(RY)	Grafting of Mango and Layering of Litchi, Guava & Lemon	18-08-2025 to 24-08-2025	7	KVK Gumla	0	0	0	3	0	3	0	0	0	12	0	12	0	15	15
Horticulture	Rural Youth(RY)	Vegetable Nursery Management	18-09-2025 to 24-09-2025	7	KVK Gumla	0	0	0	4	1	5	1	0	1	13	6	19	7	18	25
Horticulture	Extension Personnel(EF)	Pulse production technology	01-11-2025 to 01-11-2025	1	ATMA Bharno	0	0	0	2	2	4	0	0	0	12	34	46	36	14	50
Horticulture	Extension Personnel(EF)	Pulse production technology	01-11-2025 to 01-11-2025	1	ATMA Sisai	0	0	0	7	0	7	2	0	2	31	0	31	0	40	40
Horticulture	Extension Personnel(EF)	Pulse Production Technology	06-11-2025 to 06-11-2025	1	ATMA Chainpur	0	0	0	4	0	4	0	0	0	39	0	39	0	43	43
Horticulture	Extension Personnel(EF)	Pulse production technology	08-11-2025 to 08-11-2025	1	ATMA Dumri	0	0	0	2	0	2	0	0	0	25	22	47	22	27	49
Horticulture	RY	Mali Training	27-01-2025 to 25-02-2025	30	KVK Gumla	0	0	0	1	1	2	1	0	1	15	2	17	3	17	20
Horticulture	Sponsored Training(PF)	Pulse Production Technology	31-10-2025 to 31-10-2025	1	ATMA Palkot	0	0	0	8	7	15	0	0	0	9	19	28	26	17	43
Horticulture	Sponsored Training(RY)	Mali Training	27-01-2025 to 25-02-2025	30	KVK Gumla	0	0	0	1	1	2	1	0	1	15	2	17	3	17	20
Horticulture	Sponsored Training(RY)	Mali Training	20-11-2025 to 19-12-2025	30	KVK Gumla	0	0	0	1	3	4	0	0	0	18	4	22	7	19	26
<b>Grand Total</b>				594		<b>25</b>	<b>5</b>	<b>30</b>	<b>461</b>	<b>255</b>	<b>716</b>	<b>293</b>	<b>290</b>	<b>583</b>	<b>2755</b>	<b>2788</b>	<b>5543</b>	<b>3338</b>	<b>3534</b>	<b>6872</b>

## 7) Vocational training programmes for Rural Youth

Crop/Enterprise	Identified Thrust Area	Training title	Duration	No. of Participants															Self-employed after training			Number of persons employed else where
				General			OBC			SC			ST			Grand Total			Type of units	Number of units	Number of persons employed	
				M	F	T	M	F	T	M	F	T	M	F	T	M	F	T				
Enterprise	Rural Youth	Cutting and Tailoring	14 days	0	0	0	0	0	0	0	0	0	20	20	0	20	20	0	0	5	-	1
Enterprise	Rural Youth	Integrated Nutrient Management	14 days	0	0	0	24	2	26	0	0	0	3	3	6	27	5	32	0	0	-	0
Enterprise	Rural Youth	Mali Training	29 days	0	0	0	1	1	2	1	0	1	15	2	17	17	3	20	0	0	-	0
<b>Grand Total</b>			<b>57</b>	<b>0</b>	<b>0</b>	<b>0</b>	<b>25</b>	<b>3</b>	<b>28</b>	<b>1</b>	<b>0</b>	<b>1</b>	<b>18</b>	<b>25</b>	<b>43</b>	<b>44</b>	<b>28</b>	<b>72</b>	<b>0</b>	<b>5</b>		<b>1</b>

## 8) Sponsored Training Programmes

Sr. No.	Training title	Thematic area	Month	Duration (Days)	Client(PF/Ry/EF)	No. Of Courses	No. of Participants															Sponsoring Agency
							General			OBC			SC			ST			Grand Total			
							M	F	T	M	F	T	M	F	T	M	F	T	M	F	T	
1	Acidic soil improvement and management	Soil Fertility Management	1	0	PF	1	0	0	0	1	16	17	0	0	0	4	8	12	5	24	29	District soil conservation office
2	Acidic soil improvement and management	Soil Fertility Management	1	0	PF	1	0	0	0	3	18	21	0	0	0	3	11	14	6	29	35	District Soil Conservation Dept
3	Millet Production Technology	Integrated Crop Management	10	0	PF	1	0	0	0	12	8	20	1	1	2	14	5	19	27	14	41	ATMA
4	Pulse production technology	Integrated Crop Management	10	0	PF	1	0	0	0	13	7	20	0	0	0	3	19	22	16	26	42	ATMA
5	Pulse Production Technology	Integrated Crop Management	10	0	PF	1	0	0	0	8	7	15	0	0	0	9	19	28	17	26	43	ATMA
6	Scientific cultivation of Mustard	Integrated Crop Management	10	0	PF	1	0	0	0	0	0	0	0	0	0	12	22	34	12	22	34	IIRMR
7	Scientific cultivation of Mustard	Integrated Crop Management	10	0	PF	1	0	0	0	1	0	1	0	0	0	11	3	14	12	3	15	IIRMR
8	Scientific cultivation of Mustard	Integrated Crop Management	10	0	PF	1	0	0	0	3	2	5	0	0	0	23	5	28	26	7	33	IIRMR
9	Scientific Bee Keeping	Others, If Any	10	2	PF	1	0	0	0	1	2	3	0	0	0	3	19	22	4	21	25	District Horticulture Department Gumla
10	Mali Training	Any Other	12	29	RY	1	0	0	0	1	3	4	0	0	0	18	4	22	19	7	26	District Horticulture Department Gumla
11	Mali Training	Any Other	2	29	RY	1	0	0	0	1	1	2	1	0	1	15	2	17	17	3	20	District Horticulture Department
12	Improved production technology of redgram	Integrated Crop Management	7	0	PF	1	0	0	0	5	0	5	0	0	0	40	5	45	45	5	50	Ministry of agriculture & farmers welfare
13	Improved production technology of redgram	Integrated Crop Management	7	0	PF	1	0	0	0	0	0	0	0	0	0	19	7	26	19	7	26	Ministry of agriculture & farmer welfare
14	Pig management and vaccination	Piggery Management	7	0	PF	1	0	0	0	0	0	0	0	1	1	9	2	11	9	3	12	ARYA
15	Goat management and vaccination	Goat Farming	7	0	PF	1	0	0	0	2	2	4	0	0	0	12	0	12	14	2	16	ARYA
16	Importance of IFS	Others, If Any	7	0	PF	1	0	0	0	0	0	0	0	0	0	36	14	50	36	14	50	NICRA
17	Scientific Cultivation of Niger	Integrated Crop Management	9	1	PF	1	0	0	0	1	3	4	0	0	0	43	43	1	46	47	47	AICRP Niger
18	Goat vaccination	Goat Farming	9	0	PF	1	0	0	0	3	5	8	0	0	0	13	5	18	16	10	26	ARYA
19	Fodder production	Others, If Any	9	0	PF	1	0	0	0	1	0	1	0	0	0	19	7	26	20	7	27	NICRA
<b>Grand Total</b>			<b>148</b>	<b>61</b>		<b>19</b>	<b>0</b>	<b>0</b>	<b>0</b>	<b>56</b>	<b>74</b>	<b>130</b>	<b>2</b>	<b>2</b>	<b>4</b>	<b>263</b>	<b>200</b>	<b>463</b>	<b>321</b>	<b>276</b>	<b>597</b>	

### 3.5 A. ACHIEVEMENTS OF EXTENSION/OUTREACH ACTIVITIES

(Including activities of FLD programmes)

Nature of Extension Activity	No. of activities	Farmers												Extension Officials												Total					
		General			OBC			SC			ST			General			OBC			SC			ST								
		M	F	T	M	F	T	M	F	T	M	F	T	M	F	T	M	F	T	M	F	T	M	F	T	M	F	T			
Kisan Mela Organized	3	0	0	0	168	97	265	21	10	31	512	346	858	0	0	0	0	0	0	0	0	0	0	0	0	0	0	0	701	453	1154
Kisan Mela Participated	3	0	0	0	149	96	245	152	102	254	476	842	1318	0	0	0	0	0	0	0	0	0	0	0	0	0	0	0	777	1040	1817
Field Day	32	0	0	0	40	9	49	0	0	0	502	419	921	0	0	0	0	0	0	0	0	0	0	0	0	0	0	0	542	428	970
Kisan Ghosthi	30	0	0	0	230	139	369	14	7	21	698	801	1499	0	0	0	0	0	0	0	0	0	0	0	0	0	0	0	942	947	1889
Exhibition Organized	2	0	0	0	29	14	43	0	0	0	147	92	239	0	0	0	0	0	0	0	0	0	0	0	0	0	0	0	176	106	282
Participation In Exhibition	1	0	0	0	10	0	10	0	0	0	30	0	30	0	0	0	0	0	0	0	0	0	0	0	0	0	0	0	40	0	40

Nature of Extension Activity	No. of activities	Farmers												Extension Officials												Total											
		General			OBC			SC			ST			General			OBC			SC			ST														
		M	F	T	M	F	T	M	F	T	M	F	T	M	F	T	M	F	T	M	F	T	M	F	T	M	F	T									
Film Show	4	0	0	0	51	3	54	1	0	1	58	9	67	0	0	0	0	0	0	0	0	0	0	0	0	0	0	0	0	0	0	0	0	0	110	12	122
Farmers Seminar	1	0	0	0	29	5	34	1	0	1	32	60	92	0	0	0	0	0	0	0	0	0	0	0	0	0	0	0	0	0	0	0	0	62	65	127	
Workshop	7	0	0	0	58	14	72	41	63	104	173	95	268	0	0	0	0	0	0	0	0	0	0	0	0	0	0	0	0	0	0	0	0	272	172	444	
Group Discussion	1	0	0	0	0	0	0	0	0	0	21	11	32	0	0	0	0	0	0	0	0	0	0	0	0	0	0	0	0	0	0	0	21	11	32		
Lectures Delivered As Resource Persons	1	0	0	0	5	2	7	0	0	0	28	15	43	0	0	0	0	0	0	0	0	0	0	0	0	0	0	0	0	0	0	0	33	17	50		
Advisory Services	51	0	0	0	30	0	30	14	0	14	314	87	401	0	0	0	0	0	0	0	0	0	0	0	0	0	0	0	0	0	0	0	0	358	87	445	
Scientific Visit To Farmers Field	131	0	0	0	37	2	39	2	0	2	582	114	696	0	0	0	0	0	0	0	0	0	0	0	0	0	0	0	0	0	0	0	0	621	116	737	
Farmers Visit To Kvk	122	0	0	0	122	27	149	33	24	57	700	829	1529	0	0	0	0	0	0	0	0	0	0	0	0	0	0	0	0	0	0	0	0	855	880	1735	
Ex-Trainees Sammelan	3	0	0	0	19	10	29	1	1	2	123	71	194	0	0	0	0	0	0	0	0	0	0	0	0	0	0	0	0	0	0	0	143	82	225		
Soil Health Camp	3	1	0	1	3	2	5	0	0	0	65	38	103	0	0	0	0	0	0	0	0	0	0	0	0	0	0	0	0	0	0	0	69	40	109		
Animal Health Camp	5	0	0	0	1	0	1	2	0	2	12	0	12	0	0	0	0	0	0	0	0	0	0	0	0	0	0	0	0	0	0	0	15	0	15		
Soil Test Campaigns	1	0	0	0	2	0	2	0	0	0	39	9	48	0	0	0	0	0	0	0	0	0	0	0	0	0	0	0	0	0	0	0	41	9	50		
Self Help Group Conveners Meetings	5	0	0	0	0	0	0	0	2	2	0	128	128	0	0	0	0	0	0	0	0	0	0	0	0	0	0	0	0	0	0	0	0	130	130		
Others	435	0	0	0	1774	1249	3023	199	131	330	13389	9733	23122	0	0	0	0	0	0	0	0	0	0	0	0	0	0	0	0	0	173	0	173	15535	11113	26648	
Exposure Visit	13	0	0	0	103	22	125	1	1	2	100	140	240	0	0	0	0	0	0	0	0	0	0	0	0	0	0	0	0	0	0	0	204	163	367		
Total	854	1	0	1	2860	1691	4551	482	341	823	18001	13839	31840	0	0	0	0	0	0	0	0	0	0	0	0	0	0	0	173	0	173	21517	15871	37388			

## B. Other Extension/content mobilization activities

Nature of Extension Activity	No. of activities
Newspaper Coverage	145
Radio Talks	2
TV Talks	5
Extension Literature	6

## Technology week celebration

Type of activities	No. of activities	Number of participants															Related crop/livestock technology
		General			OBC			SC			ST			Total			
		M	F	T	M	F	T	M	F	T	M	F	T	M	F	T	
Kisan Gostrhi, Awareness Programme, Exhibition	6	0	0	0	53	20	73	20	5	25	687	367	1054	760	392	1152	-

## D. Celebration of important days in KVKs

Celebration of Important Days	No. of activities	Farmers												Extension Officials												Total									
		General			OBC			SC			ST			General			OBC			SC			ST												
		M	F	T	M	F	T	M	F	T	M	F	T	M	F	T	M	F	T	M	F	T	M	F	T	M	F	T							
International Women Day	1	0	0	0	0	13	13	0	0	0	0	138	138	0	0	0	0	0	0	0	0	0	0	0	0	0	0	0	0	0	0	0	0	151	151
World Bee Day	2	0	0	0	0	0	0	0	0	0	36	82	118	0	0	0	0	0	0	0	0	0	0	0	0	0	0	0	0	0	0	0	36	82	118
World Environment Day	1	0	0	0	0	0	0	0	0	0	73	40	113	0	0	0	0	0	0	0	0	0	0	0	0	0	0	0	0	0	0	73	40	113	
Parthenium Awareness Week	1	0	0	0	1	0	1	0	0	0	36	0	36	0	0	0	0	0	0	0	0	0	0	0	0	0	0	0	0	0	0	37	0	37	
Mahila Kisan Diwas	1	0	0	0	0	0	0	0	0	0	3	41	44	0	0	0	0	0	0	0	0	0	0	0	0	0	0	0	0	0	3	41	44		
World Food Day	1	0	0	0	0	0	0	0	0	0	23	8	31	0	0	0	0	0	0	0	0	0	0	0	0	0	0	0	0	0	23	8	31		
Vigilance Awareness Week	2	0	0	0	34	4	38	0	0	0	120	53	173	0	0	0	0	0	0	0	0	0	0	0	0	0	0	0	0	0	0	154	57	211	
National Unity Day	1	0	0	0	9	0	9	0	0	0	38	4	42	0	0	0	0	0	0	0	0	0	0	0	0	0	0	0	0	0	0	47	4	51	
National Constitution Day	1	0	0	0	3	5	8	0	0	0	28	7	35	0	0	0	0	0	0	0	0	0	0	0	0	0	0	0	0	0	31	12	43		
World Soil Day	1	0	0	0	6	0	6	0	0	0	23	6	29	0	0	0	0	0	0	0	0	0	0	0	0	0	0	0	0	0	29	6	35		
PM Live Telecast	10	0	0	0	85	27	112	32	43	75	881	650	1531	0	0	0	0	0	0	0	0	0	0	0	0	0	0	0	0	0	0	998	720	1718	
Yoga Day	1	0	0	0	5	0	5	0	0	0	40	0	40	0	0	0	0	0	0	0	0	0	0	0	0	0	0	0	0	0	45	0	45		
Poshan Maha	6	0	0	0	0	0	0	0	0	0	27	147	174	0	0	0	0	0	0	0	0	0	0	0	0	0	0	0	0	0	27	147	174		
Earth Day	1	0	0	0	0	0	0	0	0	0	24	0	24	0	0	0	0	0	0	0	0	0	0	0	0	0	0	0	0	0	24	0	24		
Janjatiya Gaurav Diwas	1	0	0	0	97	27	124	0	0	0	666	763	1429	0	0	0	0	0	0	0	0	0	0	0	0	0	0	0	0	0	763	790	1553		

## A. Production of Seed

Crop	Variety	Quantity of seed (q)	Value (Rs)	Farmers												Total					
				General			OBC			SC			ST								
				M	F	T	M	F	T	M	F	T	M	F	T	M	F	T			
<b>Cereals</b>																					
Paddy	-	10914	261678	0	0	0	0	0	0	0	0	0	0	0	0	0	0	0	0	0	0
Ragi	-	121	6050	0	0	0	0	0	0	0	0	0	0	0	0	0	0	0	0	0	0
<b>Sub Total</b>		<b>11035</b>	<b>267728</b>	<b>0</b>	<b>0</b>	<b>0</b>	<b>0</b>	<b>0</b>	<b>0</b>	<b>0</b>	<b>0</b>	<b>0</b>	<b>0</b>	<b>0</b>	<b>0</b>	<b>0</b>	<b>0</b>	<b>0</b>	<b>0</b>	<b>0</b>	<b>0</b>
<b>Total</b>		<b>11035</b>	<b>267728</b>	<b>0</b>	<b>0</b>	<b>0</b>	<b>0</b>	<b>0</b>	<b>0</b>	<b>0</b>	<b>0</b>	<b>0</b>	<b>0</b>	<b>0</b>	<b>0</b>	<b>0</b>	<b>0</b>	<b>0</b>	<b>0</b>	<b>0</b>	<b>0</b>

## B. Production of Planting Material

Crop	Variety	No. of planting materials	Value (Rs)	Farmers												Total					
				General			OBC			SC			ST								
				M	F	T	M	F	T	M	F	T	M	F	T	M	F	T			
<b>Vegetable Seedlings</b>																					
Tomato	-	17950	4487.5	0	0	0	0	0	0	0	0	0	0	0	0	0	0	0	0	0	0
Chilli	-	27800	6950	0	0	0	0	0	0	6	0	6	40	0	40	46	0	46	0	0	0
Brinjal	-	6475	1618.75	0	0	0	0	0	0	0	0	0	40	0	40	40	0	40	0	0	0
Bottle Gourd	-	550	137.5	0	0	0	0	0	0	0	0	0	0	0	0	0	0	0	0	0	0
<b>Sub Total</b>		<b>52775</b>	<b>13193.75</b>	<b>0</b>	<b>0</b>	<b>0</b>	<b>0</b>	<b>0</b>	<b>0</b>	<b>6</b>	<b>0</b>	<b>6</b>	<b>80</b>	<b>0</b>	<b>80</b>	<b>86</b>	<b>0</b>	<b>86</b>	<b>0</b>	<b>0</b>	<b>0</b>
<b>Fruits Planting Material</b>																					
Mango	-	4000	20000	0	0	0	0	0	0	0	0	0	0	0	0	0	0	0	0	0	0
Pear	-	600	9000	0	0	0	0	0	0	0	0	0	0	0	0	0	0	0	0	0	0
<b>Sub Total</b>		<b>4600</b>	<b>29000</b>	<b>0</b>	<b>0</b>	<b>0</b>	<b>0</b>	<b>0</b>	<b>0</b>	<b>0</b>	<b>0</b>	<b>0</b>	<b>0</b>	<b>0</b>	<b>0</b>	<b>0</b>	<b>0</b>	<b>0</b>	<b>0</b>	<b>0</b>	<b>0</b>
<b>Medicinal And Aromatic</b>																					
Lemon grass	-	5000	2500	0	0	0	0	0	0	0	0	0	0	0	0	0	0	0	0	0	0
<b>Sub Total</b>		<b>5000</b>	<b>2500</b>	<b>0</b>	<b>0</b>	<b>0</b>	<b>0</b>	<b>0</b>	<b>0</b>	<b>0</b>	<b>0</b>	<b>0</b>	<b>0</b>	<b>0</b>	<b>0</b>	<b>0</b>	<b>0</b>	<b>0</b>	<b>0</b>	<b>0</b>	<b>0</b>
<b>Plantation</b>																					
Fodder Toussek	-	1250	1250	0	0	0	0	0	0	0	0	0	50	0	50	50	0	50	0	0	0
<b>Sub Total</b>		<b>1250</b>	<b>1250</b>	<b>0</b>	<b>0</b>	<b>0</b>	<b>0</b>	<b>0</b>	<b>0</b>	<b>0</b>	<b>0</b>	<b>0</b>	<b>50</b>	<b>0</b>	<b>50</b>	<b>50</b>	<b>0</b>	<b>50</b>	<b>0</b>	<b>0</b>	<b>0</b>
<b>Total</b>		<b>63625</b>	<b>45943.75</b>	<b>0</b>	<b>0</b>	<b>0</b>	<b>0</b>	<b>0</b>	<b>0</b>	<b>6</b>	<b>0</b>	<b>6</b>	<b>130</b>	<b>0</b>	<b>130</b>	<b>136</b>	<b>0</b>	<b>136</b>	<b>0</b>	<b>0</b>	<b>0</b>

## C. Production of Bio Product

Name of product	Quantity (Kg)	Value (Rs)	Farmers												Total						
			General			OBC			SC			ST									
			M	F	T	M	F	T	M	F	T	M	F	T	M	F	T				
<b>Biopesticide Nimast Brahmastr Jeevamrit</b>																					
Others	3017	51723	0	0	0	0	0	0	0	0	0	0	0	0	0	0	0	0	0	0	
<b>Sub Total</b>		<b>3017</b>	<b>51723</b>	<b>0</b>	<b>0</b>	<b>0</b>	<b>0</b>	<b>0</b>	<b>0</b>	<b>0</b>	<b>0</b>	<b>0</b>	<b>0</b>	<b>0</b>	<b>0</b>	<b>0</b>	<b>0</b>	<b>0</b>	<b>0</b>	<b>0</b>	<b>0</b>
<b>Worms Earthworm Silk Worms Etc</b>																					
Assinia foetida	43.5	35000	0	0	0	0	0	0	0	0	0	0	0	0	0	0	0	0	0	0	
<b>Sub Total</b>		<b>43.5</b>	<b>35000</b>	<b>0</b>	<b>0</b>	<b>0</b>	<b>0</b>	<b>0</b>	<b>0</b>	<b>0</b>	<b>0</b>	<b>0</b>	<b>0</b>	<b>0</b>	<b>0</b>	<b>0</b>	<b>0</b>	<b>0</b>	<b>0</b>	<b>0</b>	<b>0</b>
<b>Vermicompost</b>																					
Cow Dung	9100	109200	0	0	0	0	0	0	0	0	0	0	0	0	0	0	0	0	0	0	
<b>Sub Total</b>		<b>9100</b>	<b>109200</b>	<b>0</b>	<b>0</b>	<b>0</b>	<b>0</b>	<b>0</b>	<b>0</b>	<b>0</b>	<b>0</b>	<b>0</b>	<b>0</b>	<b>0</b>	<b>0</b>	<b>0</b>	<b>0</b>	<b>0</b>	<b>0</b>	<b>0</b>	<b>0</b>
<b>Total</b>		<b>12160.5</b>	<b>195923</b>	<b>0</b>	<b>0</b>	<b>0</b>	<b>0</b>	<b>0</b>	<b>0</b>	<b>0</b>	<b>0</b>	<b>0</b>	<b>0</b>	<b>0</b>	<b>0</b>	<b>0</b>	<b>0</b>	<b>0</b>	<b>0</b>	<b>0</b>	<b>0</b>

## D. Production of Livestock and Fisheries Material

Particulars of Livestock	Name of the breed	Number	Value (Rs)	No. of Farmers benefitted												Total					
				General			OBC			SC			ST								
				M	F	T	M	F	T	M	F	T	M	F	T	M	F	T			
<b>Small Ruminants</b>																					
Goat	-	10	71580	0	0	0	0	0	0	0	0	0	0	0	0	0	0	0	0	0	0
<b>Sub Total</b>		<b>10</b>	<b>71580</b>	<b>0</b>	<b>0</b>	<b>0</b>	<b>0</b>	<b>0</b>	<b>0</b>	<b>0</b>	<b>0</b>	<b>0</b>	<b>0</b>	<b>0</b>	<b>0</b>	<b>0</b>	<b>0</b>	<b>0</b>	<b>0</b>	<b>0</b>	<b>0</b>
<b>Piggery</b>																					
Piglet	-	22	90575	0	0	0	0	0	0	0	0	0	0	0	0	0	0	0	0	0	0
<b>Sub Total</b>		<b>22</b>	<b>90575</b>	<b>0</b>	<b>0</b>	<b>0</b>	<b>0</b>	<b>0</b>	<b>0</b>	<b>0</b>	<b>0</b>	<b>0</b>	<b>0</b>	<b>0</b>	<b>0</b>	<b>0</b>	<b>0</b>	<b>0</b>	<b>0</b>	<b>0</b>	<b>0</b>
<b>Total</b>		<b>32</b>	<b>162155</b>	<b>0</b>	<b>0</b>	<b>0</b>	<b>0</b>	<b>0</b>	<b>0</b>	<b>0</b>	<b>0</b>	<b>0</b>	<b>0</b>	<b>0</b>	<b>0</b>	<b>0</b>	<b>0</b>	<b>0</b>	<b>0</b>	<b>0</b>	<b>0</b>

## E. Seed Production at Seed Village

Crop	Variety	Quantity of seed (q)	Value (Rs)	No. of farmers involved in village seed production	No. of farmers to whom seed provided												Total		
					General			OBC			SC			ST					
					M	F	T	M	F	T	M	F	T	M	F	T	M	F	T
No records found.																			

## F. Forest Species

Crop	Variety	No. of planting materials	Value (Rs)	Farmers												Total		
				General			OBC			SC			ST					
				M	F	T	M	F	T	M	F	T	M	F	T	M	F	T
No records found.																		

## G. Fodder Crop Sampling

Crop	Variety	No. of planting materials	Value (Rs)	Farmers												Total		
				General			OBC			SC			ST					
				M	F	T	M	F	T	M	F	T	M	F	T	M	F	T
No records found.																		

## 7.. SOIL & WATER TESTING

### A. Details of equipment available in Soil and Water Testing Laboratory

1	Beaker (50 ml)	100
2	Beaker 1000 ml, 2000 ml	4
3	Burette (0-50 ml, 0-25 ml)	5
4	Burette stand	2
5	Chemical Balance	2
6	Conical flask 150 ml	50
7	Conical flask glass (500 ml-100 pc, 150 ml-50 pc)	150
8	Dispenser (2.5-30 ml , 5-60 ml, 1-10 ml)	3
9	Funnel Plastic (50 mm)	100
10	Gas	1
11	Gas burner with stop cock	2
12	Kelpus Automatic Distillation system	1
13	Manual Auger	1
14	Measuring cylinder (10ml, 25 ml, 100ml, 1000 ml)	6
15	Measuring cylinder 10 ml, 25 ml, 100 ml, 1000 ml	12
16	Micro controller based conductivity meter with cells and temp. prob, with instruction manual	1
17	Micro controller based flame photometer with instruction manual	1
18	Micro controller based pH system with electrode & temp. probe	1
19	Microprocessor based conductivity Meter type 306	1
20	Pipette 1 ml & 5 ml & 10 ml	7
21	Pipette 1 ml graduated	3
22	Pipette 10 ml graduated	3
23	Pipette 5 ml graduated	2
24	Plastic bottle with cap (100-125 ml)	200
25	Round bottle distillation assembly	2
26	Round bottle flask 1000 ml	10
27	Rubber tube	1
28	Shaker	2
29	Soil sampling device	1
30	Standard sieve (Sieve diameter 200 mm)	2
31	TDS Meter	1
32	Test tube (Borosil (25x150 mm))	200
33	Tripod stand 8"	2
34	Vis double beam spectro with instruction manual	1
35	volumetric flask	100
36	Volumetric flask (1 lit, 5 lit, 50 ml, 100 ml)	85
37	Volumetric flask 1000 ml, 50 ml, 100 ml	110
38	Water distillation unit (Single stage)	1

## b. Details of samples analyzed so far

Total number of soil samples analyzed till now		
Through mini soil testing kit/labs	Through soil testing laboratory	Total
0	2387	2387

## c. Detail of Soil, Water and Plant analysis at KVK

Analysis	No. of Samples analyzed	No. of Villages covered	No. of Farmers benefitted	Amount realized (Rs.)
Soil	2387	87	2387	553876
Water	0	0	0	0
Plant	0	0	0	0
Fertilizers	0	0	0	0
Manures	0	0	0	0
Food	0	0	0	0
Others (if any)	0	0	0	0

## d. Details of World Soil Day Celebration

1	2	0	35	1	0	35
---	---	---	----	---	---	----

## PERFORMANCE OF THE DEMONSTRATION UNDER CFLD ON PULSE AND OILSEED CROPS (CFLD) (During Kharif, Rabi and Summer)

### 1. Technical Parameters:

S.No.	Crop Season	Name of crop demonstrated	Area (ha)	Number of farmers															Detail of technology demonstrated	Detail of existing farmer practice	Yield (q/ha) in farmer field	Yield obtained in demonstration (q/ha)			Yield gap (Kg/ha) w.r.to			Yield gap minimized (%)			% Increase
				General			OBC			SC			ST			Total						Max	Min.	Av.	District yield (D)	State yield (S)	Potential yield (P)	D	S	P	
				M	F	T	M	F	T	M	F	T	M	F	T	M	F	T													
1	Kharif	Niger	20	0	0	0	4	0	4	0	0	0	28	18	46	32	18	50	50	Improve seed variety BN-1, Line sowing (15x10cm), FYM, 25 q/ha, RDF 10:10:10 NPK kg/ha & manual harvesting	2.9	5.2	3.95	4.46	0.98	4.2	6.75	355.1	6.19	33.93	53.79

### 2. Economic parameters:

S.No.	Detail of technology demonstrated	Farmer's existing practice				Demonstration technology				Additional Income (Rs/ha)
		Gross Cost (Rs/ha)	Gross return (Rs/ha)	Net Return (Rs/ha)	B:C ratio	Gross Cost (Rs/ha)	Gross return (Rs/ha)	Net Return (Rs/ha)	B:C ratio	
1	50	16177	27733	11556	1.71	21037	42535	21498	2.02	9942

### 3. Socio-economic impact parameters:

S.No.	Name of crop demonstrated	Total produce obtained (kg)	Produce sold (Kg/household)	Selling Rate(Rs/Kg)	Produce used for own their own farm (Kg)	Produce distributed to other farmers (Kg)	Purpose for which income gained was utilized	Employment Generated (Mandays/house hold)
1	Niger	8920	7928	9537	250	742	Additional income for livelihood/education	14

## B. Pulses/Oilseed Farmers' perception of the intervention demonstrated

S.No.	Detail of technologies demonstrated	Farmers' Perception parameters						
		Suitability of technology to their farming system	Likings (Preference)	Affordability (%)	Any negative effect	Is Technology acceptable to all in the group/village	Suggestions, for change/improvement, if any	Farmer feedback
1	50	Yes	78%	80%	No	Yes	Latest variety availability at local level	No of branches and capsules are more

## C. Extension activities under CFLD conducted :

S.No.	Extension Activities organized	Date and place of activity	Number of farmers														
			General			OBC			SC			ST			Total		
			M	F	T	M	F	T	M	F	T	M	F	T	M	F	T
1	Field Days	2025-11-29 and Semra	0	0	0	3	0	3	0	0	0	32	11	43	35	11	46
2	Field Days	2025-11-30 and Sikwar (Duko)	0	0	0	0	0	0	0	0	0	21	10	31	21	10	31
3	Crop Cutting	2025-11-30 and Sikwar (Duko)	0	0	0	0	0	0	0	0	0	21	10	31	21	10	31
4	Diagnostic Vision	2025-08-26 and Karamtoli	0	0	0	0	0	0	0	0	0	1	1	2	1	1	2
Total			0	0	0	3	0	3	0	0	0	75	32	107	78	32	110

### G. Details of budget utilization :

SL.	Season	Crop (Provide crop wise information)	Overall fund allocation	Area (ha) allotted	Area (ha) achieved	Items	Budget Received (Rs.)	Budget Utilization (Rs.)	Balance (Rs.)
1	Kharif	Niger	183226	200	200	Critical input	145800	145800	0
						TA/DA/POL etc. for monitoring	19426	19426	0
						Extension Activities (Field Day)	18000	18000	0
						Publication of literature	0	0	0
2	Kharif	Mustard	1304977	200	200	Critical input	1065570	1065570	0
						TA/DA/POL etc. for monitoring	56407	56407	0
						Extension Activities (Field Day)	183000	183000	0
						Publication of literature	0	0	0

Sl.no.	Name of Extension Activity	Within State/Out of State	Exposure visit (no.)	Start Date	End Date	Number of farmers under exposure														
						General			OBC			SC			ST			Total		
						M	F	T	M	F	T	M	F	T	M	F	T	M	F	T
No data found																				

### Formation and Promotion of FPOs as CBBOs under NCDC Funding

Name of State	Name of District	No. of Blocks Allocated	No. of FPOs Registered as CBBO	Average No of Members per FPO	No. of FPO Received Management Cost	No. of FPO Received Equities Grant	Tech. Backstopping provided to No. of FPOs	No. of Training Programme Organized for FPOs for Technology Backstopping as CBBO	Training Received by FPO members	Major Area of Training	Assistance to No. of FPOs in Economic Activities	Is Business Plan Prepared for FPOs as CBBOs	Is Business plan prepared for FPOs as without CBBOs	No. Of FPOs Doing Business
Jharkhand	Gumla	2	2	612	2	2	2	56	Yes	Commercial Crop & Vegetables production	2	Yes	No	2

### Details of commodity-based Organizations/Farmers Cooperative Society/FPO Formed/Associated with KVK under NCDC Funding

Sr.No.	Name of the FPO	Address of FPO	Registration No	Date of Registration	Proposed Activity	Commodity Identified	Total No. of BOM Members	Total no of farmers attached	Financial position(Rupees in lakh)	Success indicator
1	Gumla Sabji Utpadak Sahyog Samiti Limited, Gumla	Puggu Ghasitoli, Gumla	05/GUM/2021	2021-07-13	Business	Tomato	13	644	1485297	Business
2	Raidih Fal Utpadak Sahyog Samiti Limited, Raidih	Manjhatoli, Raidih	04/GUM/2021	2021-03-07	Business	Mango	13	504	1224879	Business

## Augmenting Rapeseed-Mustard Production of Tribal Farmers of Jharkhand state for Sustainable Livelihood Security under Scheduled Tribe Component.

Name Of KVK	Varieties used in IP	Situations (Irrigated/Rainfed)	Varieties used in FP	Yield (Kg/ha)		YIOFP (%)	COC (Rs./ha)		GMR (Rs./ha)		ANMR (Rs./ha)		B:C ratio GMR/CoC	
				IP	FP		IP	FP	IP	FP	IP	FP	IP	FP
KVK Gumla	Improve mustard variety BBM-1, 5 kg/ha, Seed treatment with Trichoderma viride @10gm/kg seed, Line sowing 30x15 cm, RDF 80:60:40:20, weed management through Pendimethalin @ 2-2.5 lit /ha, Proper irrigation, Aphid management through Imidacloprid 75 gm/ha	irrigated	PM 28 and Local	1636	1168	40.07	37450	33300	88344	63072	50894	29772	2.36	1.89

## Details Augmenting Rapeseed- Mustard Production of Tribal Farmers of Bihar and Jharkhand state for Sustainable Livelihood Security under Scheduled Tribe Component

Item/Activity	Unit	Quantity	No. of Participants												Grand Total			
			General			OBC			SC			ST			M	F	T	
			M	F	T	M	F	T	M	F	T	M	F	T				
Training (Capacity building /skill development etc)	Days	7	11	4	15	0	0	0	0	0	0	0	79	36	115	90	40	130
<b>Frontline demonstration (FLDs) and other demonstrations</b>																		
Area under FLDs	Hectare	40	5	4	9	0	0	0	0	0	0	0	59	3	62	64	7	71
Awareness camps, exposure visit etc	N/A	05	3	0	3	1	0	1	0	0	0	0	65	27	92	69	27	96
<b>Input Distribution</b>																		
Seeds (Field Crops)	Kg	240	5	4	9	0	0	0	0	0	0	0	59	32	91	64	36	100
Small equipments (Upto Rs.2000)	Number	100	0	0	0	2	0	2	0	0	0	0	73	25	98	75	25	100
Large equipments (more than Rs.2000)	Number	53	1	0	1	0	0	0	0	0	0	0	48	4	52	49	4	53
Fertilizers (NPK)/ Secondary/ Micro Fertilizers	Kg	5304	5	4	9	4	4	8	4	4	8	59	32	91	72	44	116	
Plant Protection chemicals	Lit.	3	5	4	9	0	0	0	0	0	0	0	59	32	91	64	36	100
Distribution of Literature	N/A	130	11	4	15	0	0	0	0	0	0	0	79	36	115	90	40	130
Kisan Mela	N/A	0	0	0	0	0	0	0	0	0	0	0	0	0	0	0	0	0
Any other (specify)	N/A	1 kisan Gosthi and 1 Group Meeting	06	00	6	02	00	2	01	00	1	71	87	158	80	87	167	

## Nutri-Sensitive Agricultural Resources and Innovation (NARI)

### Details of Established Nutrition Garden in Nutri-Smart Village

S.no.	Name of Nutri-Smart Village	Name of State	Name of District	Activity Type	Type of Nutritional Garden	Number	Area(sq.m)	No. of Beneficiaries												Grand Total			
								General			OBC			SC			ST			M	F	T	
								M	F	T	M	F	T	M	F	T	M	F	T				
1	Hesrag, Chingri	Jharkhand	Gumla	FLD	Backyard/Kitchen Garden	20	4000	0	0	0	0	0	0	0	0	0	0	0	20	20	0	20	20

### Production and Consumption of Nutrition Garden Crops of Each Beneficiary

Sr.No.	Name of Crops	Varieties	Area Grown(sq.m)	Production(kg)	Consumption(kg)	Sell of Produce(Kg)	Income from Sell of Produce(kg)
No record found							

### Details of Bio-fortified Crops used in Nutri-Smart Village

S.no.	Name of Nutri-Smart Village	Season	Activity Type	Category of Crop	Name of Crop	Variety	Area(ha)	No. of Beneficiaries												Grand Total		
								General			OBC			SC			ST			M	F	T
								M	F	T	M	F	T	M	F	T	M	F	T			
No record found																						

### Details of Consumption Pattern of Bio-fortified Crops each Beneficiary

Sr.No.	Name of Bio-fortified Crops	Varieties	Area Grown(sq.m)	Production/yield	Consumption(gm/day/person)	Form of Consumption	No. of Days of Consumption in a Year
No record found							

## Details of Value Addition in Nutri-Smart Village

S.no.	Name of Nutri-Smart Village	Name of Crop	Name of Value-added Product	Activity Type	No. of Beneficiaries												Grand Total		
					General			OBC			SC			ST			M	F	T
					M	F	T	M	F	T	M	F	T	M	F	T			
No record found																			

## Details of Value-added Products each Beneficiary

Sr.No.	Name of Product	Amount Produced(Kg)	Market Price(Rs/kg)	Net Income(Rs)	Self-life of Produce	FSSAI Certification	FSSAI Certification No.
No record found							

## Training Programmes in Nutri-Smart Village

S.no.	Name of Nutri Smart Village	Activity Type	Area of Training	Title of Training	On Campus/Off Campus	Venue	No of Days	No of Courses	No. of Beneficiaries																
									General			OBC			SC			ST			Grand Total				
									M	F	T	M	F	T	M	F	T	M	F	T	M	F	T		
1	Mayl	FLD	Nutrition Education	Nutrition Education	On Campus		1	1	0	0	0	0	0	0	0	0	0	0	0	0	12	12	0	12	12
2	Hesrag, Chingri	FLD	Nutrition Garden	Nutrition Garden	On Campus		1	1	0	0	0	0	0	0	0	0	0	0	0	0	18	18	0	18	18

## Extension Activities under NARI Project

S.no.	Name of Nutri Smart Village	Title/Type of Activity	No. of activities	No. of Beneficiaries												Grand Total				
				General			OBC			SC			ST			M	F	T		
				M	F	T	M	F	T	M	F	T	M	F	T					
1	Mayl, Kashitoli, Hesrag, Chingri	OFT	1	0	0	0	0	0	0	0	0	0	0	0	0	2	2	0	2	2
2	Mayl, Hesrag, Kashitoli, Chingri	FLD	20	0	0	0	0	0	0	0	0	0	0	0	0	20	20	0	20	20
3	Hesrag	FLD	1	0	0	0	0	0	0	0	0	0	0	0	0	28	28	0	28	28

## Attracting and Retaining Youth in Agriculture (ARYA)

Name of Enterprise	No. of entrepreneurial units established (upto Previous year Progressive )		Viable units (functional units)	Closed units (non functional)	No. of Training conducted	Total Training (in days)	No. of rural youth trained		No. of Groups Formed	No. of Groups active	No. of person left the group	No. of Members in each Group
	Male	Female					Male	Female				
No data found												

## Attracting and Retaining Youth in Agriculture (ARYA) Evaluation

Name of Enterprise	No. of entrepreneurial units established (upto Previous year Progressive )		No. of Non-Functional Entrepreneurial unit closed	Date of Closing	No. of Non-Functional Entrepreneurial unit Restarted( i.e. Previously closed)	Date of Restart	Entrepreneurial Unit Size related to production capacity/ year (Production/Kg/unit)		Entrepreneurial Establishment Cost/unit/ (Rs.)	Total production/unit/ year (Kg)	Gross cost of Production/unit/ year (Rs.)	Gross Return per unit/ year (Rs.)	Net benefit / Unit/ year (Rs.)	Employment generated/ year (manday @ 8 hr/ day)			No. of persons visited entrepreneur unit
	Male	Female					Number of unit	Unit capacity						Fixed cost	Variable cost	Family	
No data found																	

## Details of Cereal Systems Initiative for South Asia (CSISA)

Sr.No.	Season	Village Covered	Block Covered	District Covered	Respondent	Trail Name	Area Covered(ha)	Name of Crop	Tech. Options	Variety Name	Duration(Days)	Sowing Date	Harvesting Date	Maturity Days	Grain Yield(q/ha)	Cost of Cult.(Rs/ha)	Gross Return(Rs/ha)	Net Return(Rs/ha)	BCR
No record found																			

## Details of Tribal Sub Plan (TSP)

### a. Achievements of physical output under TSP

Sl. No	Activities	Physical Achievement	
1	Trainings	No. of Trainings/Demos	No. of beneficiaries
		0	0
2	OFT	No. of OFTs	No. of beneficiaries
		0	0
3	FLD	No. of FLDs	No. of beneficiaries
		0	0
4	Mobile agro- advisory to farmers	No. of advisory	No. of beneficiaries
		0	0
5	Other activities		
		0	0

### b. Fund received under TSP (Rs. In lakh):

### c. Achievements of physical outcome under TSP during 2025

Sl. No.	Description	Unit	Achievements
1.	Change in family income	%	
2.	Change in family consumption level	%	
3.	Change in availability of agricultural implements/ tools etc.	%	

### d. Location and Beneficiary Details during 2025

District	Subdistrict	No. of Village covered	Name of village(s) covered	ST population benefitted (No.)		
				M	F	T
No records found.						

## Details of Scheduled Caste Sub Plan (SCSP)

### a. Achievements of physical output under SCSP

Sl. No	Activities	Physical Achievement	
1	Trainings	No. of Trainings/Demos	No. of beneficiaries
		5	158
2	OFT	No. of OFTs	No. of beneficiaries
		0	0
3	FLD	No. of FLDs	No. of beneficiaries
		2	5
4	Mobile agro- advisory to farmers	No. of advisory	No. of beneficiaries
		0	0
5	Other activities		
		80	80

## Performances of demonstration of in-situ moisture conservation technologies 1

FST type	Crop / season (name)	Technology demonstrated	No. of farmers															Area (ha)/ Unit	Yield (q/ ha)	Economics of demonstration (Rs/ha)			
			General					OBC			SC			ST						Total	Gross Cost	Net Return	BCR
			M	F	T	M	F	T	M	F	T	M	F	T	M	F	T						
No data found																							

## Performances of water harvesting and recycling for supplemental irrigation 2

FST type	Crop / season (name)	Technology demonstrated	No. of farmers															Area (ha)/ Unit	Yield (q/ ha)	Economics of demonstration (Rs/ha)			
			General					OBC			SC			ST						Total	Gross Cost	Net Return	BCR
			M	F	T	M	F	T	M	F	T	M	F	T	M	F	T						
No data found																							

### Performance of ZTD in various crops 3

FST type	Crop / season (name)	Technology demonstrated	No. of farmers															Area (ha)/ Unit	Yield (q/ ha)	Economics of demonstration (Rs/ha)		
			General			OBC			SC			ST			Total					Gross Cost	Net Return	BCR
			M	F	T	M	F	T	M	F	T	M	F	T	M	F	T					
No data found																						

### Performance of artificial ground water recharge technologies demonstrated 4

FST type	Crop / season (name)	Technology demonstrated	No. of farmers															Area (ha)/ Unit	Yield (q/ ha)	Economics of demonstration (Rs/ha)		
			General			OBC			SC			ST			Total					Gross Cost	Net Return	BCR
			M	F	T	M	F	T	M	F	T	M	F	T	M	F	T					
No data found																						

### Performance of different water saving irrigation methods 5

FST type	Crop / season (name)	Technology demonstrated	No. of farmers															Area (ha)/ Unit	Yield (q/ ha)	Economics of demonstration (Rs/ha)		
			General			OBC			SC			ST			Total					Gross Cost	Net Return	BCR
			M	F	T	M	F	T	M	F	T	M	F	T	M	F	T					
No data found																						

### Rainwater harvesting structures developed 6

New (Nos.)	Renovated (Nos.)	Storage capacity (cu m)	Protective irrigation potential (ha)	Cropping Intensity (%) increase
No data found				

### Performance of different drought tolerant varieties 7

FST type	Crop / season (name)	Technology demonstrated	No. of farmers															Area (ha)/ Unit	Yield (q/ ha)	Economics of demonstration (Rs/ha)		
			General			OBC			SC			ST			Total					Gross Cost	Net Return	BCR
			M	F	T	M	F	T	M	F	T	M	F	T	M	F	T					
2	paddy/Kharif	Aerobic rice	0	0	0	0	0	0	0	0	0	26	6	32	26	6	32	13	44	50660	53465	2.05
2	Ragi/Kharif	improved variety	0	0	0	0	0	0	0	0	0	26	5	31	26	5	31	11.66	70	37505	29815	1.75
2	Blackgram/Kharif	improved variety	0	0	0	1	0	1	0	0	0	24	5	29	25	5	30	4	250	29500	89856	3.04

### Performance of different short duration rice varieties 8

FST type	Crop / season (name)	Technology demonstrated	No. of farmers															Area (ha)/ Unit	Yield (q/ ha)	Economics of demonstration (Rs/ha)		
			General			OBC			SC			ST			Total					Gross Cost	Net Return	BCR
			M	F	T	M	F	T	M	F	T	M	F	T	M	F	T					
No data found																						

### Performance of different flood tolerant varieties 9

FST type	Crop / season (name)	Technology demonstrated	No. of farmers															Area (ha)/ Unit	Yield (q/ ha)	Economics of demonstration (Rs/ha)		
			General			OBC			SC			ST			Total					Gross Cost	Net Return	BCR
			M	F	T	M	F	T	M	F	T	M	F	T	M	F	T					
No data found																						

### Performance of advancement of planting dates in different crops 10

FST type	Crop / season (name)	Technology demonstrated	No. of farmers															Area (ha)/ Unit	Yield (q/ ha)	Economics of demonstration (Rs/ha)		
			General			OBC			SC			ST			Total					Gross Cost	Net Return	BCR
			M	F	T	M	F	T	M	F	T	M	F	T	M	F	T					
No data found																						

### Performances of water saving technologies for rice cultivation 11

FST type	Crop / season (name)	Technology demonstrated	No. of farmers															Area (ha)/ Unit	Yield (q/ ha)	Economics of demonstration (Rs/ha)		
			General			OBC			SC			ST			Total					Gross Cost	Net Return	BCR
			M	F	T	M	F	T	M	F	T	M	F	T	M	F	T					
No data found																						

### Integration of cropping system with other farming 12

FST type	Crop / season (name)	Fodder quantity (dry/ green) utilized for livestock	No. of farmers															Area (ha)/ Unit	Yield (q/ ha)	% of reduced fodder purchase from outside
			General			OBC			SC			ST			Total					
			M	F	T	M	F	T	M	F	T	M	F	T	M	F	T			
No data found																				

### Performance of Community nurseries 13

FST type	Crop / season (name)	Technology demonstrated	No. of farmers															Area (ha)/ Unit	Coverage area (ha)	Economics of demonstration (Rs/ha)		
			General			OBC			SC			ST			Total					Gross Cost	Net Return	BCR
			M	F	T	M	F	T	M	F	T	M	F	T	M	F	T					
No data found																						

### Performance of different location specific intercropping systems 14

FST type	Crop / season (name)	Technology demonstrated	No. of farmers															Area (ha)/ Unit	Yield (q/ ha)	Economics of demonstration (Rs/ha)		
			General			OBC			SC			ST			Total					Gross Cost	Net Return	BCR
			M	F	T	M	F	T	M	F	T	M	F	T	M	F	T					
No data found																						

### Performance of different crop diversification in NICRA villages 15

FST type	Crop / season (name)	Technology demonstrated	No. of farmers															Area (ha)/ Unit	Yield (q/ ha)	Economics of demonstration (Rs/ha)		
			General			OBC			SC			ST			Total					Gross Cost	Net Return	BCR
			M	F	T	M	F	T	M	F	T	M	F	T	M	F	T					
No data found																						

### Performance of other demonstration 16

FST type	Crop / season (name)	Technology demonstrated	No. of farmers															Area (ha)/ Unit	Yield (q/ ha)	Economics of demonstration (Rs/ha)		
			General			OBC			SC			ST			Total					Gross Cost	Net Return	BCR
			M	F	T	M	F	T	M	F	T	M	F	T	M	F	T					
No data found																						

### Performance of different fodder demonstration in community lands 17

FST type	Crop / season (name)	Technology demonstrated	No. of farmers															Area (ha)/ Unit	Yield (q/ ha)	Economics of demonstration (Rs/ha)		
			General			OBC			SC			ST			Total					Gross Cost	Net Return	BCR
			M	F	T	M	F	T	M	F	T	M	F	T	M	F	T					
No data found																						

### Performance of improved fodder 18

FST type	Crop / season (name)	Technology demonstrated	No. of farmers															Area (ha)/ Unit	Yield (q/ ha)	Economics of demonstration (Rs/ha)		
			General			OBC			SC			ST			Total					Gross Cost	Net Return	BCR
			M	F	T	M	F	T	M	F	T	M	F	T	M	F	T					
No data found																						

### Performance of various vaccination camps organized 19

FST type	Type of animal and Month	Technology demonstrated	No. of farmers															No. of animal covered	Economics of demonstration (Rs/ha)		
			General			OBC			SC			ST			Total				Less 1 yr calf	Heifer	Adult
			M	F	T	M	F	T	M	F	T	M	F	T	M	F	T				
No data found																					

### For Goat/ sheep/ pig 20

FST type	Type of animal and Month	Technology demonstrated	No. of farmers															No. of animal covered	Economics of demonstration (Rs/ha)		
			General			OBC			SC			ST			Total				Kid	Buck	Doe
			M	F	T	M	F	T	M	F	T	M	F	T	M	F	T				
No data found																					

**For poultry 21**

FST type	Type of animal and Month	Technology demonstrated	No. of farmers															No. of animal covered	Chick (< 9 weeks)	Growing chickens (9-20 week)	> 20 weeks
			General			OBC			SC			ST			Total						
			M	F	T	M	F	T	M	F	T	M	F	T	M	F	T				
2	chicks/May	improved breed	0	0	0	0	0	0	0	0	0	16	14	30	16	14	30	300	335	912	4

**Performance of fish in the ponds/ water bodies 22**

FST type	Fish species	Technology demonstrated	No. of farmers															Area (ha)/ Unit	Fish Yield (q/ ha)	Economics of demonstration (Rs/ha)		
			General			OBC			SC			ST			Total					Gross Cost	Net Return	BCR
			M	F	T	M	F	T	M	F	T	M	F	T	M	F	T					
No data found																						

**Performance of livestock demonstration in NICRA adopted villages (Buffalo/ Cow) 23**

FST type	Type of animal and Month	Technology demonstrated	No. of farmers															No. of animals/ unit	Milk yield (liters/ lactation)	Economics of demonstration (Rs/ha)		
			General			OBC			SC			ST			Total					Gross Cost	Net Return	BCR
			M	F	T	M	F	T	M	F	T	M	F	T	M	F	T					
No data found																						

**Performance of livestock demonstration in NICRA adopted villages (Goat/ sheep/ Pig) 24**

FST type	Animal / season (name)	Technology demonstrated	No. of farmers															No. of animals/ unit	Body wt. (Kg / animal)	Economics of demonstration (Rs/ha)		
			General			OBC			SC			ST			Total					Gross Cost	Net Return	BCR
			M	F	T	M	F	T	M	F	T	M	F	T	M	F	T					
No data found																						

**Performance of livestock demonstration in NICRA adopted villages (poultry) 25**

FST type	Animal / season (name)	Technology demonstrated	No. of farmers															Area (ha)/ Unit	Body wt. (Kg / bird)	Economics of demonstration (Rs/ha)		
			General			OBC			SC			ST			Total					Gross Cost	Net Return	BCR
			M	F	T	M	F	T	M	F	T	M	F	T	M	F	T					
No data found																						

**Performance of improved shelters for poultry and dairy animals 26**

FST type	Technology demonstrated	No. of farmers															Demo. Unit size (No.)	Survival rate		% Increase in survival	Economics of demonstration (Rs/ha)			
		General			OBC			SC			ST			Total				Demo	Local		Gross Cost	Gross Return	Net Return	BCR
		M	F	T	M	F	T	M	F	T	M	F	T	M	F	T								
No data found																								

**Table: Training Capacity development (Training Off-campus) organized under TDC-NICRA**

S. No.	Title of the training course	Period of Training program	Duration	Participant No.														
				General			OBC			SC			ST			Total		
				M	F	T	M	F	T	M	F	T	M	F	T	M	F	T
1	Resilient production technology of mustard/ZTD.	2025-11-26 to 2025-11-26	0	0	0	0	0	0	0	0	0	0	10	3	13	10	3	13

**Table: Training Capacity development (Training On-campus) organized under TDC-NICRA**

S. No.	Title of the training course	Period of Training program	Duration	Participant No.														
				General			OBC			SC			ST			Total		
				M	F	T	M	F	T	M	F	T	M	F	T	M	F	T
1	Resilient production technology of Paddy cultivation	2025-06-22 to 2025-06-22	0	0	0	0	0	0	0	0	0	0	13	4	17	13	4	17
2	Resilient production technology of ragi cultivation.	2025-06-23 to 2025-06-23	0	0	0	0	0	0	0	0	0	0	11	1	12	11	1	12
3	Resilient maize production technology	2025-06-24 to 2025-06-24	0	0	0	0	0	0	0	11	4	15	0	0	0	11	4	15
4	Resilient agriculture technology for paddy and ragi cultivation.	2025-06-24 to 2025-06-24	0	0	0	0	0	0	0	0	0	0	18	4	22	18	4	22
5	Resilient crop production technology of blackgram	2025-08-02 to 2025-08-02	0	0	0	1	0	1	0	0	0	0	27	4	31	28	4	32
6	Integrated farming system (Mango Base)	2025-08-16 to 2025-08-16	0	0	0	0	0	0	0	27	7	34	0	0	0	27	7	34
7	Fodder management in goat.	2025-09-08 to 2025-09-08	0	0	0	1	0	1	0	0	0	0	19	7	26	20	7	27
8	Resilient crop production technology of chick pea	2025-10-11 to 2025-10-11	0	0	0	0	0	0	0	0	0	0	28	11	39	28	11	39
9	Resilient production technology of wheat	2025-11-12 to 2025-11-12	0	0	0	0	0	0	0	0	0	0	23	3	26	23	3	26
10	Resilient technology for mustard cultivation	2025-12-23 to 2025-12-23	0	0	0	0	0	0	0	0	0	0	21	14	35	21	14	35

## NICRA Extension Activity

Name of the activity	Venue	Participant No.														
		General			OBC			SC			ST			Total		
		M	F	T	M	F	T	M	F	T	M	F	T	M	F	T
District level Seminar on Importance of millets in climate change scenario.	on campus	0	0	0	20	3	23	1	0	1	32	60	92	53	63	116

## INTERVENTION

Seed bank		Fodder bank	
Crop with variety	Quantity in (q)	Fodder crop with variety	Quantity in (q)
Paddy (Swarna Shreya)	3.9	()	
Ragi (BM-3)	0.7	()	
Blackgram (PU-31)	2	()	
chickpea (Swarna lakshmi)	12.4	()	
Mustard (BBM-1)	1	()	

## Custom Hiring of Farm-Implement

Name of farm implement/ equipment	No. of farmers used Implement															Area covered by Farm Implement	Farm Implement used (In Hours)	Revenue generated by Farm Implement (Rs.)	Expenditure incurred on repairing (Rs.)
	General			OBC			SC			ST			Total						
	M	F	T	M	F	T	M	F	T	M	F	T	M	F	T				
No data found.																			

## Revenue generated through Custom Hiring Centres and VCRMC in KVKs

Revenue Generated (Rs.)	
From Custom Hiring Centres	Total under VCRMC
0	0

## Village wise VCRMC

Village name	VCRMC Constitution date	VCRMC members (no.)			Meetings organized by VCRMC (no.)	Date of VCRMC meeting	Name of Secretary	Name of President	Major decision taken
		Male	Female	Total					
KVK HQ	2025-01-02	10	1	11	12	2025-01-02	Sita ram soren	Vijay Oraon	Bora Bandh and preventing crop residue

## Photographs



## Soil Health Card prepared and distributed

No. of soil samples collected	No. of samples analysed	SHC issued	No. of farmers benefitted														
			General			OBC			SC			ST			Total		
			M	F	T	M	F	T	M	F	T	M	F	T	M	F	T
No data found.																	

## Convergence Programme

Development Scheme /Programme	Nature of work	Amount (Rs.)
No data found.		

## Dignitaries visited NICRA Villages

Name of VIPs/Experts	Date of visit
No data found.	

## Name of PI & Co-PI List

Name of PI	Name Of Co PI
Dr. Brijesh Pandey	Atal Bihari Tiwari

## Training

Title of Natural Farming Training programme	Date of Training	Venue of programme	Number of farmers															Remarks/ Observation/Feedback Recorded
			General			OBC			SC			ST			Total			
			M	F	T	M	F	T	M	F	T	M	F	T	M	F	T	
05 Days CRP Training on Importance of Natural Farming & Preparation of Natural Farming Components	2025-07-28	At KVK	0	1	1	0	3	3	0	1	1	0	7	7	12	0	12	The participant successfully completed the training programme with active participation in all sessions and practical activities and gained the required knowledge and skills for effective field-level implementation.
Preparation of Jeevamrit, Beejamrit & Ghanjeevamrit.	2025-09-20	The training programme was conducted off campus at Borang Village.	0	0	0	0	0	0	0	0	0	29	16	45	16	29	45	The training included practical sessions in which farmers were taught the preparation of Jeevamrit and Beejamrit.

## Awareness

Title of Natural Farming Awareness programme	Date of Training	Venue of programme	Number of farmers															Remarks/ Observation/Feedback Recorded
			General			OBC			SC			ST			Total			
			M	F	T	M	F	T	M	F	T	M	F	T	M	F	T	
No data found																		

## Other activities

Name of the Innovative programme organized	Significance of innovative programme	Remarks/Observation/Feedback Recorded
No records found.		

## Details of Beneficiaries under Demonsatration at Farmer's Fields

No. of blocks covered	No. of village covered	Total no. of Trained/Practicing NF Farmer	No. of farmers influenced to adopt NF	No. of farmers with whom the NF farmer can engaged all season	No. of farmers with whom the NF farmer can engage in 1 season	Any Remarks (in < 50 words)
No records found.						

## Demonstration Information

### Soil Data information

#### Soil Parameter for Demo plot at KVK Farm

Season	Crop	Before crop sowing							After harvesting						
		pH	EC (dS/m)	OC (%)	N (Kg/ha)	P (Kg/ha)	K (Kg/ha)	Soil Microbes (cfu)	pH	EC (dS/m)	OC (%)	N (Kg/ha)	P (Kg/ha)	K (Kg/ha)	Soil Microbes (cfu)
No records found.															

#### Soil Parameter for Non-Demo plot at KVK Farm

Season	Crop	Before crop sowing							After harvesting						
		pH	EC (dS/m)	OC (%)	N (Kg/ha)	P (Kg/ha)	K (Kg/ha)	Soil Microbes (cfu)	pH	EC (dS/m)	OC (%)	N (Kg/ha)	P (Kg/ha)	K (Kg/ha)	Soil Microbes (cfu)
No records found.															

### Soil Parameter for Demo plot at Farmers Field

Season	Crop	Before crop sowing						After harvesting							
		pH	EC (dS/m)	OC (%)	N (Kg/ha)	P (Kg/ha)	K (Kg/ha)	Soil Microbes (cfu)	pH	EC (dS/m)	OC (%)	N (Kg/ha)	P (Kg/ha)	K (Kg/ha)	Soil Microbes (cfu)
No records found.															

### Soil Parameter for Non-Demo plot at Farmers Field

Season	Crop	Before crop sowing						After harvesting							
		pH	EC (dS/m)	OC (%)	N (Kg/ha)	P (Kg/ha)	K (Kg/ha)	Soil Microbes (cfu)	pH	EC (dS/m)	OC (%)	N (Kg/ha)	P (Kg/ha)	K (Kg/ha)	Soil Microbes (cfu)
No records found.															

### Financial information

Budget Expenditure (Rs. in Rs)				
Name of activity	Number of activities organized	Budget sanction (Rs)	Budget expenditure (Rs)	Total Budget Expenditure (Rs)
Training				
Awareness				
Demonstration				
Other activities				

### Information of Agri Drone project implementation by the different Institutions/KVK

S.No.	Name of parameter	Details of parameter
1	Name of the project implementing centre (PIC)	KVK Gumla, Vikas Bharti Bishunpur
2	No. of Agri Drones Sanctioned	1
3	No. of Agri Drones Purchased	1
4	Amount sanctioned (Rs)	1000000
5	Purchased cost of each Drone (Rs.)	1000000
6	Company and Model of Drone	Io Tech World Avigation Pvt. Ltd. and AGRIBOT
7	Name and contact No of Agri Drone Pilot	Er. Eno Rai & Rajeev Kumar Singh and 6296667259
8	Target Area for Agri Drone Demonstration (ha) (1 demo = 1 ha area)	250
9	Amount sanctioned for Agri Drone Demonstrations (Rs.)	750000
10	Amount utilised for Agri Drone Demonstrations (Rs.)	750000
11	Area covered under demos (area in ha)	0
12	Operation carried out (Pesticide/Weedicide/Nutrient application) in demonstration organised	Pesticide & Nutrient application
13	Number of farmers participated during demonstration	0
14	Advantages of using Agri Drones as observed during the demonstrations	Time Sewing, Water Sewing

### Details of Demonstrations under Agri-drone Project

Demos on	Name of district	Date of demonstration	Place of demonstration	Crop Name	No. of demos	Area covered under demos (area in ha)	No. of Participants												Grand Total
							General			OBC			SC			ST			
							M	F	T	M	F	T	M	F	T	M	F	T	
No data found																			

### Information of quality seed produced in participatory mode under Seed Hub programme through KVKs

Season	Name of crop taken under seed production	Name of variety taken under seed production	Crop and variety wise area (ha) covered under seed production	Crop and variety wise Yield (Q/ha)	Crop and variety wise quantity of seed produced (Q)	Crop and variety wise quantity of seed sale out (Q)	Crop and variety wise number of farmers purchased seed from KVK	Quantity of seed sale out to farmers (Q)	No of village covered through sale of seed	Quantity of seed sale out to other organization (Q)	Amount generated (Lakh)	Total amount (Lakh) in Seed Hub project presently
No data found												

### Any other programme organized by KVK, not covered above

Sl. No.	Name of the programme	Date of the programme	Venue	Purpose	No. of participants														
					General			OBC			SC			ST			Grand Total		
					M	F	T	M	F	T	M	F	T	M	F	T	M	F	T
No record found																			

## Type Of Publication

Publication	Title	Name of Authors	Journal Name/Name of Conference/Name of Publisher/Name of Book/Name of Magazine	NAAS Rating/Venue/ISBN No.
News Letter	Kheti Bari	Dr. Sanjay Kumar	Krishi Vigyan Kendra Gumla, Vikas Bharti Bishunpur	
Extension Folders or Leaflet or Pamphlets	Viksit Krishi Sankalp Abhiyan	-	KVK Gumla	
Extension Bulletins Published	Kheti Bari (January to December 2024)	Dr. Sanjay Kumar	KVK Gumla	
Research Paper Published	Effect of Micro-nutrients and Plant Growth Regulator on Management of Fruit Drop in Bael (Aegle marmelos Correa) cv. Narendra Bael-9 under Ayodhya Region	Swaroop Mani, S. K. Verma, Neeraj Kumar Vaishya, Amit Mishra, and Imran Ali	Journal of Advances in Biology & Biotechnology	5.30
Books Published	Effect of Indigenous Sources of Silicon on Soil Fertility	Neeraj Kumar Vaishya, P.K.Sharma and S.K.Shahi (Editor)	-	9786208430566
Books Published	Agrochemical	Dr. Neeraj Kumar Vaishya, Dr. Pramod Kumar Sharma, Dr. Sanjay Kumar Shahi and Dr. Snjay Kukar	-	9789349256187
Books Published	Nutrient Dynamics and Soil Fertility	Dr. Adarsh Sharma, Dr. Vivak M Arya, Dr. Neeraj Kumar Vaishya, Noureen Khurshid and Dr. Dipanwita Chattopadhyay	-	9788198251817
Book Chapter Published	The Role of Organic Matter in Soil Health	Dr. Neeraj Kumar Vaishya	-	9788198251817
Popular Articles Published	Organic Farming: Benefits and challenges	Dr. Neeraj Kumar Vaishya	ISBN no 9788198251817	

## Award and Recognition of KVK

Sl. No	Name of the KVK	Name of the Award	Amount	Achievement	Conferring Authority
No data found					

## Award and Recognition of Scientist

Sl. No	Name of the Head/Scientist	Name of the Award	Amount	Achievement	Conferring Authority
No data found					

## Details of award and recognition by the farmers

Sl. No	Name of the Farmer	Name of the Award	Address	Contact No.	Amount	Significant Contribution	Conferring Authority
1	Ram Munda	Progressive Farmer Award	Helta, Bishunpur	8847260197	0	Pig Farming	BAU Ranchi
2	Ajay Mahali	Progressive Farmer	Karamtoli, Gumla	6204663101	0	Pig Farming	BAU Ranchi

## Details of HRD programmes undergone by KVK personnel

Sl. No	Name of Staff and designation	Name of course/training program attended	Start Date	End Date	Duration	Organizer/Venue
1	Rajiv Kumar Singh and Farm Manager	Capacity building on Financial management and accountability in KVK	25-10-2025	25-09-2025	31	BAU Ranchi

## Impact of KVK activities/ large-scale adoption of technology

Sr.No.	Name of State	Name of District	Name of specific area	Brief details of the area	No. of farmers benefitted	Horizontal spread(in area/no.)	% Adoption	Impact of the technology in subjective terms	Impact of the technology in objective terms	Change in income Before(Rs./Unit)	Change in income After(Rs./Unit)
1	Jharkhand	Gumla	Technology	Raisedbed nursery with seasonal protection from rain, cold and sunlight through ploy tunnels	50	15	60	healthy, uniformed and disease free seedling, resulting in better crop establishment, early maturity, increased yield, improved quality of vegetable and higher income.	40-50% saving in seed quantity as well as cost. Adoption by > 200 farmers in district	20000	50000
2	Jharkhand	Gumla	Technology	Oyster Mushroom cultivation in low cost structures made from bamboo, paddy straw and grasses.	50	120	58.31	Earlier oyster mushroom cultivation was found in a limited area of one or two blocks but now mushroom cultivation has been adopted by the farmers and farm women almost from all blocks of Gumla district.	More that 1500 women are now practicing oyster mushroom cultivation and about 50 are earning 40-45 thousand rupees /annum.	15000	65000
3	Jharkhand	Gumla	Technology	Bamboo made raised platform for Goat	60	600	92	Disease in goats are minimized to 20% and it helps them to live in disease for environment.	Mortality rate of goats were reduced 6-25% which helps in increasing the income of the farmer. With increase in income more farmers were promoted towards goat rearing.	38000	85000
4	Jharkhand	Gumla	Training	Para vet training	16	180	56	Timely vaccination and initial treatment of common diseases at doorsteps of farmers	Reduced mortality rate (40-60%) due to vaccination and Firstline treatment	8000	18000

## Details of entrepreneurship/startup developed by KVK

Name of the entrepreneur/ Name of the enterprise/firm	Krishna Sahu
Registered address of the entrepreneur/firm	Vill-Chhota Ajiyatu, PO-Adar, Panchayat-Ruki Dist- Gumla, 835231
Year of establishment	2023
Type of Enterprise	Individual
Registration details	-
No of members associated	4
Technical components of the enterprise (with commodity)	Nursery raising and marketing in surrounding daily markets
Annual Income/revenue of the enterprise	155000
Role of KVK/Technology backstopping(quantitative data support)	3 Trainings, Technological startup kit-1, Bi-monthly visit by horticulture scientist
Period/Timeline of the entrepreneurship development	Training in September 2023 and enterprise initiation in November 2023. Technological startup kit in January 2024
Economic and Social status of entrepreneur before and after the enterprise	Before nursery business annual family income - Rs. 30000-40000/annum which was enhanced to Rs 155000. Social status also improved with the income
Present working condition of enterprise in terms of raw materials availability, labour availability, consumer preference, marketing the product etc. (Economic viability of the enterprise)	Protected nursery raising enabled round the year disease free healthy seedling production of vegetables
Major achievements	5 lakh seedlings of major vegetable crops like brinjal, tomato, cole crops, chilli etc
Major constrains	Poor financial support from bank to create infrastructure for Hi-Tech nursery.

Name of the entrepreneur/ Name of the enterprise/firm	Sweta Rajmani Kujur
Registered address of the entrepreneur/firm	Village-Banari, Bishunpur, Gumla
Year of establishment	2023
Type of Enterprise	Individual
Registration details	-
No of members associated	3
Technical components of the enterprise (with commodity)	Cutting, Drafting and stitching, Handling in sewing machine and cleaning its parts
Annual Income/revenue of the enterprise	240000
Role of KVK/Technology backstopping(quantitative data support)	Training-1 no., Technological startup kit -01 no.
Period/Timeline of the entrepreneurship development	After receiving training in 2022-23 she started her enterprise from 2023 in Banari market
Economic and Social status of entrepreneur before and after the enterprise	She has a good recognition in the market, She is earning 240000/annum as an additional income
Present working condition of enterprise in terms of raw materials availability, labour availability, consumer preference, marketing the product etc. (Economic viability of the enterprise)	She has hired two labours on daily wages and stiches garments as per demand of the market
Major achievements	She is providing training to other farm women and linked 5 farm women in this enterprise
Major constrains	Shop rent at higher price

## Success stories/Case studies, if any

### 1. Personal information

Name of the farmer/ entrepreneur	Sumanti Devi
Date of Birth	1989-08-08
Education	10
Farming Experience/ Experience in enterprise	10
Cell no./ e-mail	6206403905
Full address	Village - Hesrag, Block- Bishunpur, Gumla
Professional membership(Farmer club/SHG/ATMA/etc.)	SHG
Major achievement of the farmers	Nutrition security through nutrition gared
Awards received	-

### 2. Professional Information

Title of the success story/case study	Nutrition Security through nutrition garden
Situation analysis/Problem statement (What prompted this initiative? What was the problem that needed to be addressed?)	Low consumption of vegetables due to low economic background and market dependency for vegetables led to anemia
Plan, Implement and Support/KVK Intervention(s):(Describe what systems of extension have done to address the challenge. What technology/ technical knowledge being used? How were different agencies engaged in or consulted in the extension process? - Who, What, How)	KVK provide training on nutrition garden, vegetable seeds for nutrition garden
Details of Practices followed by the farmer	She has developed nutrition garden in 250 sq m round the year which ensuring sufficient vegetables availability for family.
Results/ Output (economical/ social/ etc.)(Key results/ Insight/ Interesting fact- initial, intermediate, or long-term outcome)	Annual productivity of vegetable from nutrition garden is about 6.2 q/year
Impact/ Outcome: (Determine the HIGHEST level of impact the program had on individuals, families, groups and/or society- Provide a short summary of the actual change (on knowledge, attitude, skills, practice, or policy) that took place. Provide quantitative measures, where possible and use simple graphs or tables to illustrate a point.) (50-100 words)	By seeing her nutrition garden about 45 farm women have adopted this technology in surrounding villages
Future plans	Motivated Sumanti devi wants to include different fruit plants also in her nutri garden and she also wish to promote this technology among fellow villagers

### 3. Economic Information

Enterprise	Nutri garden
Gross Income(annual)	11160
Net income	6200
Cost-Benefit ratio	2.25

### 1. Personal information

Name of the farmer/ entrepreneur	Nirmala Soreng
Date of Birth	1998-01-01
Education	10
Farming Experience/ Experience in enterprise	9
Cell no./ e-mail	7761800427
Full address	Village: Mahuatoli, Panchayat: Mamarla, Block: Basia, District: Gumla, Pin Code : 835229
Professional membership(Farmer club/SHG/ATMA/etc.)	-
Major achievement of the farmers	-
Awards received	-

### 2. Professional Information

Title of the success story/case study	Micro-Irrigation for Livelihood Enhancement of a Tribal Woman Vegetable Entrepreneur
Situation analysis/Problem statement (What prompted this initiative? What was the problem that needed to be addressed?)	Smt. Soreng of Gumla shifted from traditional crops to high-value vegetables, overcoming limited irrigation to improve her family's income through crop diversification.
Plan, Implement and Support/KVK Intervention(s):(Describe what systems of extension have done to address the challenge. What technology/ technical knowledge being used? How were different agencies engaged in or consulted in the extension process? - Who, What, How)	With KVK Gumla's guidance, she adopted drip irrigation and fertigation on two acres, improving water use, crop yield, income, and making farming more sustainable even in dry periods.
Details of Practices followed by the farmer	Adopted a double-row system with two plants per dripper and fertigation, reducing nutrient wastage and improving efficient use of water and fertilizers.
Results/ Output (economical/ social/ etc.)(Key results/ Insight/ Interesting fact- initial, intermediate, or long-term outcome)	During Kharif, Rabi and Summer 2024-25, Smt. Soreng cultivated eight crops with good yields. The diversified farming system generated a total gross income of ₹2,42,399.81.
Impact/ Outcome: (Determine the HIGHEST level of impact the program had on individuals, families, groups and/or society- Provide a short summary of the actual change (on knowledge, attitude, skills, practice, or policy) that took place. Provide quantitative measures, where possible and use simple graphs or tables to illustrate a point.) (50-100 words)	Micro-irrigation now covers 450-550 ha annually, saving over 60% water and reducing costs. Drip, mulching, and fertigation have promoted commercial vegetable farming and crop diversification in rainfed uplands.
Future plans	to expand micro-irrigation to improve water efficiency and productivity. reduce labour costs and make farming more economical and sustainable

### 3. Economic Information

Enterprise	Vegetable cultivation
Gross Income(annual)	406506
Net income	242400
Cost-Benefit ratio	2.47

## 1. Personal information

Name of the farmer/ entrepreneur	Janta Oraon
Date of Birth	1997-10-08
Education	Graduation
Farming Experience/ Experience in enterprise	3
Cell no./ e-mail	7763936195
Full address	Kharka, Panchayat-Amlaya, Block-Bharno, Dist.-Gumla (Jharkhand)
Professional membership(Farmer club/SHG/ATMA/etc.)	-
Major achievement of the farmers	He has a well-established Piggery & Goat unit with integrated farming system
Awards received	-

## 2. Professional Information

Title of the success story/case study	Self-reliance through Piggery & Goat unit with integrated farming system
Situation analysis/Problem statement (What prompted this initiative? What was the problem that needed to be addressed?)	Janta Oraon was working as season labour in Ranchi city for livelihood as farming was not profitable venture for his family which was engaged in traditional farming.
Plan, Implement and Support/KVK Intervention(s):(Describe what systems of extension have done to address the challenge. What technology/ technical knowledge being used? How were different agencies engaged in or consulted in the extension process? - Who, What, How)	Janta Oraon was motivated to attain KVK trainings related to animal husbandry and provided initial technological products including Jharsuk breed of pig with regular follow up and guidance
Details of Practices followed by the farmer	Scientific shelter & feed management for Pigs and goats. Regular vaccination, deworming and mineral mixture feeding.
Results/ Output (economical/ social/ etc.)(Key results/ Insight/ Interesting fact- initial, intermediate, or long-term outcome)	Annually sale about 50 piglets & 40 kids of goat. he also retain 10 piglet & 20 goat kids for rearing.
Impact/ Outcome: (Determine the HIGHEST level of impact the program had on individuals, families, groups and/or society- Provide a short summary of the actual change (on knowledge, attitude, skills, practice, or policy) that took place. Provide quantitative measures, where possible and use simple graphs or tables to illustrate a point.) (50-100 words)	Nearby farmers are adopting scientific pig farming & goat rearing with farming.
Future plans	He wants to upscale the piggery unit to the capacity of 500 animals.

## 3. Economic Information

Enterprise	IFS including Piggery & Goat
Gross Income(annual)	817000
Net income	532000
Cost-Benefit ratio	2.87

## Performance of Demonstration Units(Other than Instructional Farm)

Name of Demo Unit	Year of estt.	Area(Sq. mt)	Details of Production			Amount(Rs.)		
			Variety/Breed	Produce	Qty.	Cost of Inputs	Gross Income	Remarks
Lemon	2015	400	Kagji	Fruit	319	1737	1595	Sell
Rain water harvesting	2007	1200	-	-	0	0	0	-
Vermicompost	2010	189	Vermicompost	Compost	91.00	74349	60000	50 q sell and 41 q stock in hand
Vermicompost	2010	17.56	Easenia foetida	worms	43	1000	35000	Sell
Goatry	2017	3000	Black Bangal	Kids	10	72799	71580	Sell
Piggery unit	2018	34	Jharsook	Piglet	22	116625	90575	Sell
Nursery unit	2018	2000	Vegetables, Spices, Fruits, Fodder	Seedling, Planting materials, Slips	63425	84944	116000	Stock in hand Mango root stock(4000), Slip(6250), Mango grafting (850)
Semialata unit	2024	500	Semialata	Lac	0	0	0	Growth stage

## Performance of Instructional Farm(Crops)

Season	Name Of the Crop	Area(ha)	Details of Production			Amount(Rs.)		Remarks
			Variety	Type of Produce	Qty.	Cost of Inputs	Gross Income	
Kharif	Mango	3.4	Amrapali, Himsagar, Langra	Fruit	82	48603	165000	Sell
Rabi	Orange	0.09	Nagpur Santara	Fruit	0	3566	0	Not fruiting
Kharif	Litchi	0.31	Shahi	Fruit	0	5942	0	Growth stage
Kharif	Custard apple	0.06	Balanagar	Fruit	0	2961	0	Growth stage
Summer	Ginger	0.10	Nadiya	Non seed	0	9863	0	Not harvested
Summer	Turmeric	0.04	Sonia	Non seed	0	3012	0	Not harvested
Rabi	Garlic	0.03	Yamuna White	Non seed	0	2676	0	Growth stage
Rabi	Rabi	0.02	Kufri Khyati	Non seed	0	2320	0	Growth stage



Salary Expenditure	General Expenditure				Capital Expenditure				Grand Total
	Main Grant	TSP	SCSP	Total	Main Grant	TSP	SCSP	Total	
0	0	0	0	0	0	0	0	0	0

### Project-wise Budget details of KVKs (Selected KVK those who are working on projects) (2025)

Name of KVK	Name of project	Account Number	Name of Funding agency	Budget Estimate	Budget Allocated	Budget released	Expenditure	Unspent balance as on 31st March
No record found								

### Revolving Fund (2025)

Name of KVK	Opening balance as on 1st April	Income during the year	Expenditure during the year	Closing	Kind
No data found					

### Revenue generation

Sl.No.	Name of Head	Income (Rs.)	Sponsoring agency
No data found			

### Table: Budget details of KVKs

Sl.No.	Name of the programme	Purpose of the programme	Sources of fund	Amount (Rs. lakhs)	Infrastructure created
No data found					

### Functional Linkage with Different Organisations

Sr.No.	Name of Organization	Nature of Linkage
1	National Bee Board	Project Implementation
2	ICAR - IIMR Hyderabad	Project Implementation
3	AICRP Niger	FLD
4	AICRP Niger	Training
5	District Horticulture Office Gumla	Training
6	ICAR-IIRMR Bharatpur, Rajasthan	FLD on Mustard
7	ICAr-CRIDA, Hyderabad	NICRA project implementation

### List of Special Programmes Undertaken by the KVK

Sr.No.	Programme Type	Name of the Programme/Scheme	Purpose of programme	Date/Month of initiation	Funding agency	Amount(Rs.)
No record found						

### MISCELLANEOUS INFORMATION

## Prevalent diseases in Crops

Name of the disease	Crop	Date of outbreak	Area affected (in ha)	% Commodity loss	Preventive measures taken for area (in ha)
No data found					

## MISCELLANEOUS INFORMATION

### Prevalent diseases in Crops

Name of the disease	Species affected	Date of outbreak	Number of death/ Morbidity rate (%)	Number of animals vaccinated	Preventive measures taken for area (in ha)
No data found					

## Nehru Yuva Kendra

Title of the training programme	Period		No. of the participant															Amount of Fund Received (Rs)		
			General			OBC			SC			ST			Total					
	From	To	M	F	T	M	F	T	M	F	T	M	F	T	M	F	T			
No data found																				

## PPV & FRA Sensitization training Programme

Date of training/awareness programme	Title	Type	Venue	Resource Person	No. of the participant														
					General			OBC			SC			ST			Total		
					M	F	T	M	F	T	M	F	T	M	F	T	M	F	T
2025-03-22	One day district level Training cum awareness programme under PPV & FR	Awareness	KVK HQ	Dr. Harishchandra Singh, Deputy Registrar, PPV&FR, BAU Ranchi	0	0	0	53	15	68	1	0	1	114	47	161	168	62	230

## Details of attachment training (RAWE) through KVK

Type of attachment	No. of student trained			No. of days stayed
	Male	Female	Total	
RAWE	0	1	1	91
RAWE	0	16	16	30

## List of other visitors (MP/MLA/DM/VC/Zila Parishad/Other Head of Organization/Foreigners)

Date	Name of the person	Purpose of visit
2025-08-16	Hon'ble VC BAU Ranchi, Dr. SC Dubey	Good
2025-12-17	Dr. M.L. Dotaniya, Sr. Scientist, ICAR-IIRMR, Bharatpur, Rajasthan	Good
2025-12-17	Dr. R.K. Yogi, Sr. Scientist, ICAR-IIRMR, Bharatpur, Rajasthan	Good
2025-03-22	Dr. A. K. Singh (Ex. VC BAU Sabour) during District level Training-cum-Awareness programme under PPV & FRA	Good
2025-03-22	Dr. Harishchandra, Deputy Registrar, PPV & FRA Ranchi	Good

## Details of Mobile App

Number of Mobile Apps developed by KVK	Name of the Apps	Language of the Apps	Meant for crop/ livestock/ fishery/ others	No. of times downloaded
No record found				

## Details of KVK Portal

No. of visitors visited the portal	No. of farmers registered on the portal
No record found	

## Details of Kisan Sarathi

No. of farmers registered on KSP portal	Phone call addressed	Answered Call
No record found		

## Kisan Mobile Advisory Services/KMAS (m-Kisan Portal/National Farmers Portal/ SMS Portal)

No. of farmers covered	No of advisories sent	Type of messages Crop	Type of messages Livestock	Type of messages Weather	Type of messages Marketing	Type of messages Awareness	Type of messages Other Enterprises	Type of messages Any Other
No record found								

## Details of messages send through other channels

	No. of farmers covered	No of advisories sent	Type of messages					
			Crop	Livestock	Weather	Marketing	Awareness	Other Enterprises
Advisories through Text messages	0	0	0	0	0	0	0	0
Advisories through WhatsApp	3540	134	57	19	6	2	42	8
Advisories through weather advisory bulletin	0	0	0	0	0	0	0	0
Advisories through social media/FB/Twitter/Instagram/Other	2000	32	18	5	8	0	8	3

## Observation of Swachhta hi Sewa SBA

Date/ Duration of Observation	Total No of Activities undertaken	No. of Participants			
		Staffs	Farmers	Others	Total
2025-01-13	1	4	18	0	22
2025-10-24	1	2	24	0	26
2025-10-26	1	2	140	0	142
2025-11-08	1	2	32	0	34
2025-11-15	1	2	38	0	40

## Observation of Swachta Pakhwada

Date/ Duration of Observation	Total No of Activities undertaken	No. of Participants			
		Staffs	Farmers	Others	Total
2025-12-16	1	14	45	0	59
2025-12-17	1	4	130	0	134
2025-12-18	1	1	15	0	16
2025-12-19	1	2	21	0	23
2025-12-20	1	1	38	0	39
2025-12-21	1	2	34	0	36
2025-12-21	1	2	34	0	36
2025-12-23	1	10	235	0	245
2025-12-24	1	10	22	0	32
2025-12-25	1	5	23	0	28
2025-12-26	1	5	38	0	43
2025-12-27	1	1	23	0	24
2025-12-28	1	2	25	0	27

Date/ Duration of Observation	Total No of Activities undertaken	No. of Participants			
		Staffs	Farmers	Others	Total
2025-12-29	1	4	21	0	25
2025-09-17	1	11	23	0	34
2025-09-18	1	8	21	0	29
2025-09-19	1	6	25	0	31
2025-09-20	1	6	25	0	31
2025-09-21	1	4	24	0	28
2025-09-22	1	4	25	0	29
2025-09-23	1	6	22	0	28
2025-09-24	1	6	21	0	27
2025-09-25	1	7	19	0	26
2025-09-26	1	1	19	0	20
2025-09-27	1	1	33	0	34

## Other than vermicomposting activities under Swachata

Activities	No of village covered	Total Expenditure(Rs.in Lakhs)
Vermicomposting	1	100000
Other than vermicomposting activities under Swachata	0	0

## Details of Scientific Advisory Committee(SAC) Meetings

KVK	Start Date	End Date	No of Participants	Total Statutory Members Present(Sate Line Department)	Salient Recommendations	Action Taken	Reason
KVK Gumla	09-05-2025	09-05-2025	75	12	1. The result of Nano Urea application must be verified, particularly in terms of cost reduction. 2. SHG members involved in Mushroom cultivation should be trained for making Mushroom Powder; KVK will also facilitate them in marketing support. 3. Application of technological interventions should be clearly reflected in FLD and CFLD crops, with specific focus on yield enhancement results in presentations. 4. The presentation of SAC proceedings should be conducted in Hindi. 5. Mustard varieties of 130-135 days duration should be replaced by 100-120 days duration varieties. 6. Special quality breeds of goat and poultry must be identified, validated, and promoted for extension activities. 7. More training programmes in Animal Husbandry should be organised. 8. Nappier grass should be promoted in soil-eroded areas. 9. Greater focus should be given on Krishi Sakhi Skill Training. 10. Regular training and follow-up should be organised on Food Processing. 11. Promotion of Litchi cultivation should be undertaken. 12. Farmers should be well-trained in the application of Micro Irrigation systems. KVK scientists must establish strong linkage with line departments and maintain data on the effectiveness of such systems on applied crops. 13. More demonstrations of Agri Drones should be promoted. 14. KVK must ensure its presence in all 159 Panchayats. At least two farmers from each panchayat should be associated with KVK and developed as Agri-Technical Advisors. 15. SAC presentations should emphasize scientific input applications and their results rather than focusing mainly on extension activities. 16. OFT/FLD/CFLD-based recommendations must be shared with line departments every month. 17. Varieties developed at HARP Plandu must be promoted. 18. Soybean variety Swarna Basundhara should be promoted.	yes	NA

## Details of other meeting related to ATARI

KVK	Meeting Date	Type of Meeting	Agenda	Representative from ATARI
KVK Gumla	0025-08-01	Online	Important Meeting	Director, ATARI, Patna, Zone-IV
KVK Gumla	2025-08-01	Online	Interaction Meeting for Data Reporting	Dr. Amrendra Kumar, ATARI, Patna, Zone-IV
KVK Gumla	2025-07-31	Online	Interaction meeting with KVKs	Dr. Anjani Kumar, Director, ATARI, Patna, Zone-IV
KVK Gumla	2025-07-30	39th Extension Education Council Meeting	Extension Education Council Meeting	Director, ATARI Patna, Zone-IV
KVK Gumla	2025-06-30	Online	Review meeting on VKSA information	Director, ATARI Patna, Zone-IV
KVK Gumla	2025-06-19	Online	Review meeting of VKSA & other matters	Director, ATARI Patna, Zone-IV
KVK Gumla	2025-06-16	Online	Review of UC for CFLD Oilseed, CFLD Pulses, Oilseed Model Village, and Pulse Model Village	Dr. D. B. Singh, ATARI Patna, Zone-IV
KVK Gumla	2025-06-09	Online	Review Meeting of VKSA	Director, ATARI, Patna Zone-IV
KVK Gumla	2025-06-28	Online	Review meeting for preparation of VKSA	Dr. Amrendra Kumar, ATARI Patna Zone-IV
KVK Gumla	2025-06-24	Online	Interaction Meeting with Hon'ble Union Minister of Agriculture and Farmers Welfare	Interaction Meeting with Hon'ble Union Minister of Agriculture and Farmers Welfare
KVK Gumla	2025-05-23	Online	Natural Farming Project Implementation and Other Related Issues	-
KVK Gumla	2025-04-07	Online	Discussion on CFLD data regarding	Dr. D. B. Singh, ATARI Patna Zone-IV
KVK Gumla	2025-04-02	Online	Financial review meeting & other different issues	Director, ATARI Patna Zone-IV
KVK Gumla	2025-03-27	Online	Financial review meeting	Director, ATARI Patna, Zone-IV
KVK Gumla	2025-03-24	Online	Financial Review meeting	Director, ATARI Patna Zone-IV

<b>KVK</b>	<b>Meeting Date</b>	<b>Type of Meeting</b>	<b>Agenda</b>	<b>Representative from ATARI</b>
KVK Gumla	2025-03-17	Online	Financial Review meeting (Main budget & Project Budget)	Director, ATARI Patna, Zone-IV
KVK Gumla	2025-03-03	Online	Review meeting of ICAR, IIMR project on millets	Director, ATARI Patna, Zone-IV
KVK Gumla	2025-03-03	Online	Financial review meeting	Director, ATARI Patna, Zone-IV
KVK Gumla	2025-02-18	Online	Review meeting for Finance	Director, ATARI, Patna, Zone-IV
KVK Gumla	2025-08-22	Online	CFLD review meeting regarding Krishi Mapper	Dr. D. B. Singh